

VILLAGE OF BIG VALLEY
AGENDA of the REGULAR COUNCIL MEETING
Held at the Village of Big Valley Administration Building
Monday, April 14, 2025 – 7:00 p.m.

1. Call to Order
2. Adoption of Agenda
3. Adoption of Minutes
 - a. Regular Council Meeting Minutes – March 17, 2025
4. Visitors and Delegations
5. Old Business
 - a. RFD 15-2025 – 2025 Operating & Capital Budget
6. New Business
 - a. RFD 16-2025 - Lease Agreement – Big Valley Historical Society
 - b. RFD 17-2025 - Lease Agreement – Big Valley Curling Club
 - c. RFD 18-2025 - Tax Account Closure / Writeoff for Non-Collectable Taxes
7. Reports
 - a. CAO Report
 - b. PW Report
 - b. Council Reports
8. Financial Statements
 - a. ATB Bank Statement – March, 2025
 - b. Cheque Register – March, 2025
 - c. Utility Water Report – Water Purchased & Billed Out – March, 2025
 - c. Budget Variances as of March, 2025
9. Correspondence
 - a. Education Property Tax (EPT), Letter dated March 14/25 re: Increase on 2025 property taxes.
 - b. Alberta Public Safety and Emergency Services – Letter dated Mar 21 - 2025 Requisition
 - c. Alberta Disability Workers Association (ADWA) – Letter dated Mar 21/25
 - d. 2025 Big Valley Police Funding based on Budgeted Frontline Policing Costs, Letter dated Mar. 21/25
 - e. Confirmation of ACP Grant Fund Reporting Requirements, Email dated March 25/25
 - f. Regional Doctor Recruitment Initiative, Letter dated March 26/25.
 - g. Thinking about running for municipal office?, Email dated April 1, 2025
 - h. Provincial Priorities Act (PPA) and Provincial Priorities Regulation (PPR) effective Apr 1/25
 - i. Bill 50: Municipal Affairs Statutes Amendment Act, Letter dated April 8/25
 - j. Bill 49: Public Safety & Emergency Services Statutes Amendment Act, Letter dated April 8/25
 - k. Community Foundation of Central Alberta, Grant Presentation(s), April 14 @ 1:00 PM at Drop-In
 - l. ATB Big Valley Agency re: Closing Big Valley Branch at Noon, April 25, 2025, email dated Mar25
10. Public Comments – Limited to 5 Minutes
11. Next Meeting – Monday, May 12, 2025 commencing at 7:00 PM
12. Closed Session
13. Adjournment

VILLAGE OF BIG VALLEY
Regular Council Meeting Minutes
Monday, March 17, 2025 @ 7:00 p.m.
29 - 1 Avenue South, Big Valley, Alberta

PRESENT: Mayor Chantelle Janke, Deputy Mayor Timmothy Field, Councillor Daniel Houle
CAO/Recording Secretary Colleen Mayne
Members of the Public

CALL TO ORDER: Mayor Janke called the meeting to order at 7:01 PM

ADOPTION OF AGENDA:
RES 25-03-01 **MOVED** by Councillor Houle to accept the March 17, 2025 Meeting Agenda as presented.

CARRIED

REGULAR COUNCIL MEETING
FEBRUARY 10 ,2025
RES 25-03-02

MOVED by Deputy Mayor Field that the February 10, 2025 Regular Council Meeting Minutes be accepted as presented.

CARRIED

VISITORS & DELEGATIONS:

RCMP STAFF SGT CAM RUSSELL Update on RCMP matters.

WILD ROSE ASSESSORS KEVIN BOHLKEN Introduction and review of the Assessment process.

OLD BUSINESS: N/A

NEW BUSINESS:
RFD 10-2025
LETTER OF SUPPORT – SREMA
RES 25-03-03

MOVED by Councillor Houle that Village Council issue a Letter of Support to Stettler County for the Stettler Regional Emergency Management Agency (SREMA) for their application for the Minister’s Municipal Excellence Awards for Red Tape Reduction and Service Delivery Enhancements.

CARRIED.

RFD 11-2025
LETTER OF SUPPORT –
SMRWSC
RES 25-03-04

MOVED by Deputy Mayor Field that Village Council issue a Letter of Support to Stettler County for the Shirley McClellan Regional Water Services Commission (SMRWSC) for their application for the Minister’s Municipal Excellence Awards for Partnerships.

CARRIED.

RFD 12-2025
BYLAW 883 – FEES AND
CHARGES BYLAW
RES 25-03-05

MOVED by Deputy Mayor Field to give First Reading of Bylaw 883 – Fees and Charges Bylaw.

CARRIED.

RES 25-03-06

MOVED by Councillor Houle to give Second Reading of Bylaw 883 – Fees and Charges Bylaw.

CARRIED.

RES 25-03-07

MOVED by Mayor Janke to unanimously proceed with Third and Final Reading of Bylaw 883 – Fees and Charges Bylaw.

CARRIED.

RES 25-03-08

MOVED by Councillor Houle to give Third and Final Reading of Bylaw 883 – Fees and Charges Bylaw.

CARRIED.

RFD 13-2025
APPOINTMENT OF
RETURNING OFFICERS &
ADVANCE VOTING
RES 25-03-09

MOVED by Deputy Mayor Field to appoint Colleen Mayne, Chief Administrative Officer as the Returning Officer for the General Municipal Election to be held October 20, 2025, with Cheryl Bartley, Admin Assistant as the Substitute Returning Officer.

CARRIED.

RES 25-03-10

MOVED by Deputy Mayor Field for CAO Mayne to determine the feasibility of an Advance Vote for the 2025 General Municipal Election to be held October 20, 2025.

CARRIED.

RFD 15-2025
2025 OPERATING &
CAPITAL BUDGET
RES 25-03-11

MOVED by Councillor Houle to accept the DRAFT 2025 Operating & Capital Budget for information.

CARRIED

REPORTS:
CAO
PUBLIC WORKS
COUNCIL
RES 25-03-12

MOVED by Deputy Mayor Field to approve the Reports as presented.
CARRIED.

FINANCIAL STATEMENTS:
RES 25-03-13

MOVED by Councillor Houle to accept the Financial Statements as information.
CARRIED.

CORRESPONDENCE:

MOVED by Deputy Mayor Field to accept the Correspondence as information.
CARRIED

NEXT MEETING:

April 14, 2025

ADJOURNMENT:

Mayor Janke adjourned the meeting at 10:59 pm.

Chantelle Janke, Mayor

Colleen Mayne, CAO

THIS LEASE AGREEMENT MADE THIS 14th DAY OF APRIL, 2025 A.D.

BETWEEN

**THE VILLAGE OF BIG VALLEY
BOX 236, BIG VALLEY, AB T0J 0G0**

AND

**BIG VALLEY HISTORICAL SOCIETY
BOX 342, BIG VALLEY, AB T0J 0G0**

WHEREAS the Village of Big Valley is the owner of the lands being described as a portion of civic address: 148 Railway Avenue S, Big Valley, Alberta, otherwise known as the Elevator shown in Schedule A attached, and is desirous of entering into a lease with Big Valley Historical Society for a period of Twenty (20) Years, between February 1, 2025 up to and including January 31, 2045; and

WHEREAS the Village of Big Valley Council agrees to enter into a Lease Agreement pertaining to the aforementioned lands with the Big Valley Historical Society subject to the following conditions:

1. **THAT** the area must conform with the Village of Big Valley's Land Use Bylaw No. 765 as amended, and
2. **THAT** the Big Valley Historical Society will be responsible for all utility charges, licenses, maintenance, upgrades or modernization to the land(s) and or building(s), plus any other costs that may become payable regarding the Big Valley Historical Society, and
3. **THAT** the Big Valley Historical Society will provide all necessary insurances needed for buildings and improvements, releasing the Village of Big Valley from any liabilities regarding any suit alleged to be caused by the said Big Valley Historical Society, and
4. **THAT** the Big Valley Historical Society shall maintain Liability Insurance in a minimum amount of Two Million Dollars (\$2,000,000) per occurrence; and
5. **THAT** the annual rental fee payable to the Village will be One Dollar (\$1.00) per year, and
6. **THAT** within this Lease by the Tenant and rights of the Tenant hereunder shall not be transferred, assigned, sold or sublet without the prior written consent of the Landlord except for standard facility rental by a third party, and
7. **THAT** the Tenant acknowledges that he has read and covenants, undertakes, and agrees not to breach the Lease Agreement between the Village of Big Valley and the Big Valley Historical Society and does further covenant, undertake, and agree to indemnify the Village for all costs whatsoever, which may accrue against the Village for such breach or breaches, regardless of

amount which includes and is not limited to solicitor client costs, charges, fees, and damages to third parties or their executors, assigns, or agents, and

8. **THAT** the Landlord covenants and agrees to be responsible for and pay any taxes or government charges and fees, and
9. **THAT** the Landlord, its agents, servants, and employees shall not be liable or responsible save for its or their own negligence, for any personal or consequential injury of any nature whatsoever that may be suffered or sustained by the Tenant or any employee, agent, or customer of the Tenant or any other person who may be upon the leased lands or for any loss or damage or injury to any property belonging to the Tenant or to his employees, or to any person while such property is on the Landlord's land, and the Tenant shall indemnify and save harmless the Landlord from and against any and all manner of actions or causes of action, damages, loss, costs, or expenses which the Landlord may sustain, incur, or be put to by reason of any personal or consequential injury to any person as aforesaid who may be upon the Landlord's land, or any loss of, or damage, or injury, to any property belonging to any personnel as aforesaid while such property is on the leased lands, and
10. **THAT** it is understood and agreed that nothing contained in the Lease Agreement herein shall be deemed to create any relationship between the parties hereto other than the relationship of the Landlord and Tenant, and
11. **THAT** subject to the provisions of this Lease Agreement respecting assignment by the Tenant, this Agreement shall ensure to the benefit of and be binding upon the Landlord, its successors and assigns, and upon the Tenant, his executors, administrators, assigns, and legal representatives, and
12. **THAT** no covenant, term, or condition of this Lease Agreement shall be waived except by written consent, and
13. **THAT** condoning, excusing, or overlooking by the Landlord of a default, breach, or non-performance by the Tenant at any time or times in respect of any payment, covenant, agreement, proviso, or condition contained in the Lease Agreement shall not operate as a waiver of the Landlord's rights in respect of any subsequent and/or continuing default, breach, or non-performance nor so as to defeat or affect in any way the rights of the Landlord herein in respect of any such subsequent default, breach, or non-performance at all times. Time shall be of, and continue to be of, the essence of the Lease and of all covenants, agreements, provisos, or conditions contained in the Lease, and
14. **THAT** failure to live up to Lease Agreement may result in immediate termination of Lease and use of land returned to Landlord.
15. **THAT** either party may terminate this Agreement upon 90 days written notice.

AND WE, the Big Valley Historical Society, of the Village of Big Valley in the Province of Alberta do hereby accept this Lease Agreement of the above-described land, to be held by us as Tenant, and subject to the conditions, restrictions, and covenants above set forth.

IN WITNESS WHEREOF the Village of Big Valley hereunto affixed seal attested by the hand of its proper officers, and the Big Valley Historical Society has hereunto set its hand this 14st day of April, 2025.

VILLAGE OF BIG VALLEY

Mayor

Chief Administrative Officer

BIG VALLEY HISTORICAL SOCIETY

President

Secretary

SCHEDULE "A"

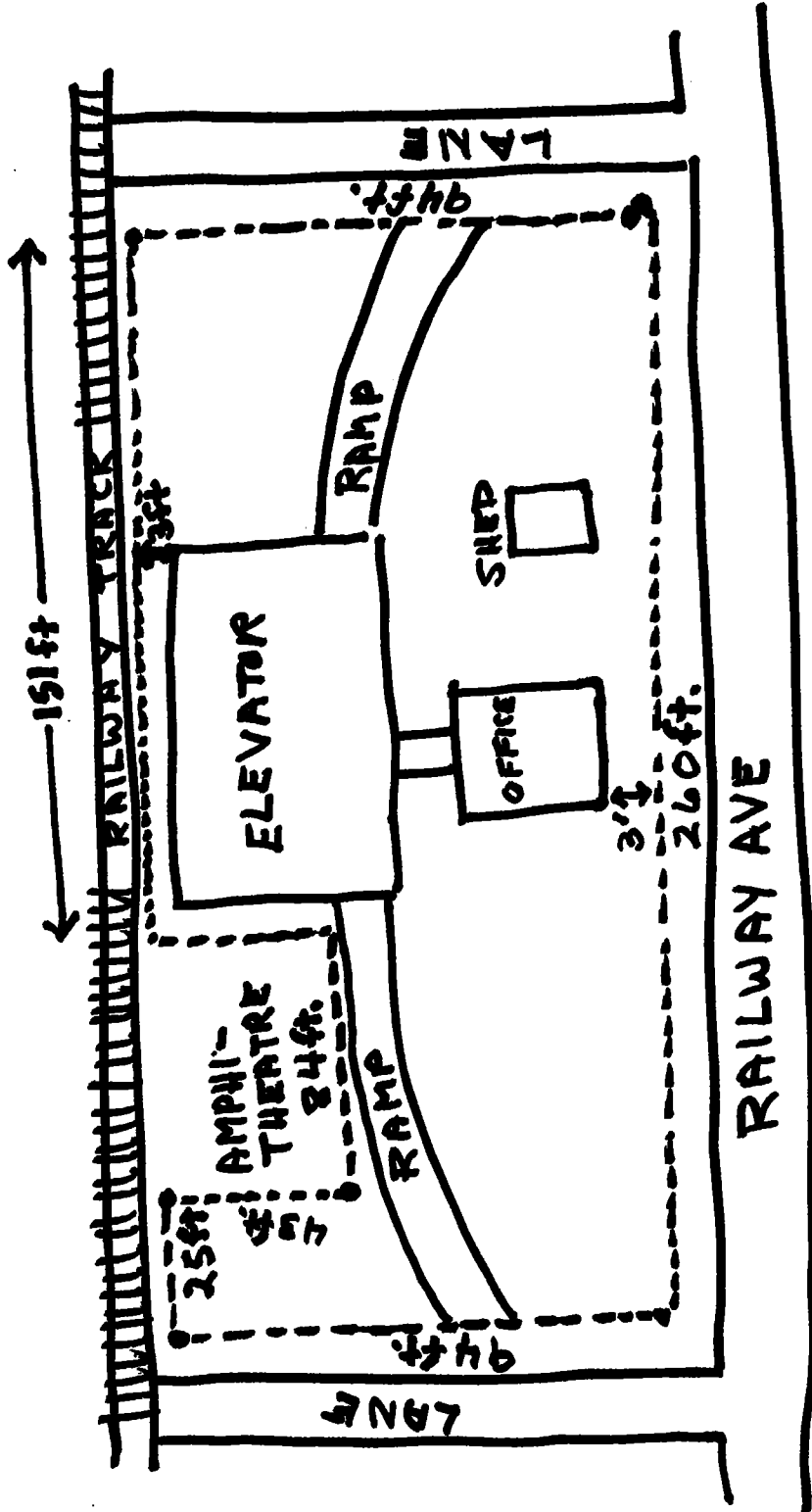


DIAGRAM NOT TO SCALE

Parking Lot

THIS LEASE AGREEMENT MADE THIS 14th DAY OF APRIL, 2025 A.D.

**BETWEEN
THE VILLAGE OF BIG VALLEY
BOX 236, BIG VALLEY, AB T0J 0G0**

AND

**BIG VALLEY CURLING CLUB
OF GENERAL DELIVERY, BIG VALLEY, AB T0J 0G0**

WHEREAS the Village of Big Valley is the owner of the lands being a portion of civic address 364 Railway Avenue S, Big Valley, Alberta, otherwise known as the Big Valley Curling Club, and is desirous of entering into a Lease Agreement for a period of Twenty (20) Years, between March 1, 2025 up to and including February 28, 2045; and

WHEREAS the Village of Big Valley Council agrees to enter into a Lease Agreement pertaining to the aforementioned lands with the Big Valley Curling Club subject to the following conditions:

1. **THAT** the area must conform with the Village of Big Valley's Land Use Bylaw No. 765 as amended; and
2. **THAT** the Big Valley Curling Club will be responsible for all utility charges, licenses, maintenance, upgrades or modernization to the building(s), plus any other costs that may become payable regarding the Big Valley Curling Club; and
3. **THAT** the Big Valley Curling Club will provide all necessary insurances needed for buildings and improvements, releasing the Village of Big Valley from any liabilities regarding any suit alleged to be caused by the said Big Valley Curling Club; and
4. **THAT** the Big Valley Curling Club shall maintain Liability Insurance in a minimum amount Two Million Dollars (\$2,000,000) per occurrence; and
5. **THAT** the annual rental fee payable to the Village will be One Dollar (\$1.00) per year; and
6. **THAT** the within this Lease by the Tenant and rights of the Tenant hereunder shall not be transferred, assigned, sold or sublet without the prior written consent of the Landlord except for standard facility rental by a third party; and
7. **THAT** the Tenant acknowledges that he has read and covenants, undertakes, and agrees not to breach the Agreement between the Village of Big Valley and the Big Valley Curling Club and does further covenant, undertake, and agree to indemnify the Village for all costs whatsoever, which may accrue against the Village for such breach or breaches, regardless of amount which includes and is not limited to solicitor client costs, charges, fees, and damages to third parties or their executors, assigns, or agents; and

8. **THAT** the Landlord covenants and agrees to be responsible for and pay any taxes or government charges and fees; and
9. **THAT** the Landlord, its agents, servants, and employees shall not be liable or responsible save for its or their own negligence, for any personal or consequential injury of any nature whatsoever that may be suffered or sustained by the Tenant or any employee, agent, or customer of the Tenant or any other person who may be upon the leased lands or for any loss or damage or injury to any property belonging to the Tenant or to his employees, or to any person while such property is on the Landlord's land, and the Tenant shall indemnify and save harmless the Landlord from and against any and all manner of actions or causes of action, damages, loss, costs, or expenses which the Landlord may sustain, incur, or be put to by reason of any personal or consequential injury to any person as aforesaid who may be upon the Landlord's land, or any loss of, or damage, or injury, to any property belonging to any person as aforesaid while such property is on the leased lands; and
10. **THAT** it is understood and agreed that nothing contained in the Lease Agreement herein shall be deemed to create any relationship between the parties hereto other than the relationship of the Landlord and Tenant; and
11. **THAT** subject to the provisions of this Lease respecting assignment by the Tenant, this Lease Agreement shall ensure to the benefit of and be binding upon the Landlord, its successors and assigns, and upon the Tenant, his executors, administrators, assigns, and legal representatives; and
12. **THAT** no covenant, term, or condition of this Lease Agreement shall be waived except by written consent; and
13. **THAT** condoning, excusing, or overlooking by the Landlord of a default, breach, or non-performance by the Tenant at any time or times in respect of any payment, covenant, agreement, proviso, or condition contained in the Lease shall not operate as a waiver of the Landlord's rights in respect of any subsequent and/or continuing default, breach, or non-performance nor so as to defeat or affect in any way the rights of the Landlord herein in respect of any such subsequent default, breach, or non-performance at all times. Time shall be of, and continue to be of, the essence of the Lease Agreement and of all covenants, agreements, provisos, or conditions contained in this Lease; and
14. **THAT** failure to live up to Lease Agreement may result in immediate termination of Lease and use of land returned to the Landlord.
15. **THAT** either party may terminate this Agreement upon 90 days written notice.

AND WE, the Big Valley Curling Club, of the Village of Big Valley in the Province of Alberta do hereby accept this Lease Agreement of the above-described land, to be held by us as Tenant, and subject to the conditions, restrictions, and covenants above set forth.

IN WITNESS WHEREOF the Village of Big Valley hereunto affixed seal attested by the hand of its proper officers and the Big Valley Curling Club has hereunto set its hand this 14th day of April, 2025.

VILLAGE OF BIG VALLEY

Mayor

Chief Administrative Officer

BIG VALLEY CURLING CLUB

President

Secretary

April 14, 2025

Public Works Report

Removing snow piles

Plowing and sanding the roads and alleys

Summerizing the plow and sander

Calibration of the pocket colorimeter, turbidity, analyzer

Water test 3 x week

Rebuilding sanding and painting the benches

Placing the rebuilt flower boxes and coal car flower bed

Putting out garbage counts that have been rebuilt and painted

Had the 1 ton's ignition fix and tightened up, also replace the battery which was under warranty

Pothole repairing

Talking to contractors on potential work projects for the summer

Cleaning up gravel that has been put in the grass from snow plowing

ATB0114001_4853311_001 E D 07479 00480
Village of Big Valley
PO Box 236
BIG VALLEY AB T0J 0G0

Your ATB Financial Branch

07479 Stettler Branch
6604 50 Ave
Stettler AB
T0C 2L2

If you have any questions, contact us at
1 800 332-8383 or visit us at
www.atb.com

A summary of your accounts on Mar 31, 2025

Deposits	Value on Mar 31, 2025
	CAD
Business Public Sector Account #00119372424	29,241.33
Business Public Sector Savings #00314543378	801,283.01
Notice on Amount 90 days #00627651200	3,921.69
Business Public Sector Account #00763467678 <i>No account activity</i>	0.00
Business Public Sector Account #00763468478 <i>No account activity</i>	0.00
Total Deposits	\$834,446.03

Find an error? Give us a call or drop by a branch. We'll take care of it.

As of June 16, 2025, you will see changes to the ATB Personal Line of Credit Terms and Conditions. To learn what this means for you, and to view the updated terms and conditions, visit go.atb.com/legalnotice



A summary of Deposit Account Business Public Sector Account

00119372424		Transit # 07479-219
Your balance forward on Feb 28, 2025		\$23,603.27
Debits to your account (42 items)	-	\$67,657.20
Credits to your account (118 items)	+	\$73,295.26
Your closing balance on Mar 31, 2025	=	\$29,241.33

Details of your account transactions

Date	Description	Debits to your account (\$)	Credits to your account (\$)	Balance (\$)
Feb 28	Balance forward			\$23,603.27
Mar 1	INTERAC e-Transfer Received - Autodeposit		\$140.00	23,743.27
Mar 2	INTERAC e-Transfer Received - Autodeposit		\$130.00	23,873.27
Mar 3	Direct Deposit Bill Payment CUCBC		\$110.00	23,983.27
Mar 3	EFT Sent 000720337792	\$1,604.10		22,379.17
Mar 3	INTERAC e-Transfer Received - Autodeposit		\$20.00	22,399.17
Mar 3	INTERAC e-Transfer Received - Autodeposit		\$70.17	22,469.34
Mar 3	INTERAC e-Transfer Received - Autodeposit		\$84.67	22,554.01
Mar 3	INTERAC e-Transfer Received - Autodeposit		\$439.04	22,993.05
Mar 3	INTERAC e-Transfer Received - Autodeposit		\$178.04	23,171.09
Mar 3	Customer Bill Pay Cover		\$70.17	23,241.26
Mar 3	INTERAC e-Transfer Received - Autodeposit		\$128.17	23,369.43
Mar 3	INTERAC e-Transfer Received - Autodeposit		\$140.70	23,510.13
Mar 3	INTERAC e-Transfer Received - Autodeposit		\$81.77	23,591.90
Mar 3	INTERAC e-Transfer Received - Autodeposit		\$320.00	23,911.90
Mar 3	INTERAC e-Transfer Received - Autodeposit		\$67.27	23,979.17
Mar 3	INTERAC e-Transfer Sent	\$220.50		23,758.67
Mar 3	INTERAC e-Transfer Received - Autodeposit		\$84.67	23,843.34
Mar 3	INTERAC e-Transfer Received - Autodeposit		\$58.57	23,901.91
Mar 3	Cheque #000000012767	\$540.70		23,361.21
Mar 3	Direct Debit ATB Govt Tax Filing MONTHLY FEE	\$1.00		23,360.21
Mar 4	INTERAC e-Transfer Received - Autodeposit		\$205.00	23,565.21

Details of your account transactions (continued)

Date	Description	Debits to your account (\$)	Credits to your account (\$)	Balance (\$)
Mar 4	INTERAC e-Transfer Received - Autodeposit		\$224.00	23,789.21
Mar 4	Customer Bill Pay Cover		\$100.00	23,889.21
Mar 4	INTERAC e-Transfer Received - Autodeposit		\$55.67	23,944.88
Mar 4	INTERAC e-Transfer Received - Autodeposit		\$93.37	24,038.25
Mar 4	INTERAC e-Transfer Received - Autodeposit		\$55.63	24,093.88
Mar 4	INTERAC e-Transfer Received - Autodeposit		\$82.03	24,175.91
Mar 4	Customer Bill Pay Cover		\$75.97	24,251.88
Mar 4	INTERAC e-Transfer Received - Autodeposit		\$100.00	24,351.88
Mar 4	Direct Deposit Misc. Payments BROOKFIELD TELU		\$55.67	24,407.55
Mar 4	Cheque #000000012765	\$945.00		23,462.55
Mar 5	Customer Bill Pay Cover		\$400.64	23,863.19
Mar 5	EFT Sent 000721413420	\$29.38		23,833.81
Mar 5	INTERAC e-Transfer Sent	\$73.50		23,760.31
Mar 5	Customer Bill Pay Cover		\$191.77	23,952.08
Mar 5	INTERAC e-Transfer Received - Autodeposit		\$75.97	24,028.05
Mar 5	EFT Sent 000721576099	\$80.86		23,947.19
Mar 5	INTERAC e-Transfer Received - Autodeposit		\$55.67	24,002.86
Mar 5	INTERAC e-Transfer Received - Autodeposit		\$61.47	24,064.33
Mar 5	INTERAC e-Transfer Received - Autodeposit		\$64.37	24,128.70
Mar 6	Customer Bill Pay Cover		\$490.97	24,619.67
Mar 6	INTERAC e-Transfer Received - Autodeposit		\$60.00	24,679.67
Mar 6	INTERAC e-Transfer Received - Autodeposit		\$5.00	24,684.67
Mar 6	INTERAC e-Transfer Received - Autodeposit		\$185.00	24,869.67
Mar 6	Deposit Mixed		\$1,550.74	26,420.41
Mar 6	Reverse Deposit Mixed	\$1,550.74		24,869.67
Mar 6	Deposit Mixed		\$1,550.74	26,420.41
Mar 6	Deposit Mixed		\$408.39	26,828.80
Mar 6	INTERAC e-Transfer Received - Autodeposit		\$61.47	26,890.27
Mar 6	INTERAC e-Transfer Received - Autodeposit		\$70.17	26,960.44
Mar 6	INTERAC e-Transfer Received - Autodeposit		\$900.00	27,860.44
Mar 6	INTERAC e-Transfer Received - Autodeposit		\$113.00	27,973.44

As of June 16, 2025, you will see changes to the ATB Personal Line of Credit Terms and Conditions. To learn what this means for you, and to view the updated terms and conditions, visit go.atb.com/legalnotice



ATB Financial™

SAVING | BORROWING | INVESTING | KNOW-HOW

Details of your account transactions (continued)

Date	Description	Debits to your account (\$)	Credits to your account (\$)	Balance (\$)
Mar 6	INTERAC e-Transfer Received - Autodeposit		\$87.57	28,061.01
Mar 7	Customer Bill Pay Cover		\$90.47	28,151.48
Mar 7	INTERAC e-Transfer Received - Autodeposit		\$100.00	28,251.48
Mar 7	Customer Bill Pay Cover		\$200.00	28,451.48
Mar 7	INTERAC e-Transfer Received - Autodeposit		\$113.67	28,565.15
Mar 7	INTERAC e-Transfer Received - Autodeposit		\$104.97	28,670.12
Mar 8	Customer Bill Pay Cover		\$58.57	28,728.69
Mar 8	INTERAC e-Transfer Received - Autodeposit		\$70.17	28,798.86
Mar 9	INTERAC e-Transfer Received - Autodeposit		\$66.30	28,865.16
Mar 10	INTERAC e-Transfer Received - Autodeposit		\$107.87	28,973.03
Mar 10	INTERAC e-Transfer Received - Autodeposit		\$120.00	29,093.03
Mar 10	Customer Bill Pay Cover		\$75.67	29,168.70
Mar 10	INTERAC e-Transfer Received - Autodeposit		\$99.17	29,267.87
Mar 10	INTERAC e-Transfer Received - Autodeposit		\$87.57	29,355.44
Mar 10	Cheque #000000012766	\$6,501.71		22,853.73
Mar 10	Cheque #000000012770	\$61.20		22,792.53
Mar 11	INTERAC e-Transfer Received - Autodeposit		\$93.37	22,885.90
Mar 11	Customer Bill Pay Cover		\$55.67	22,941.57
Mar 11	INTERAC e-Transfer Received - Autodeposit		\$220.00	23,161.57
Mar 11	INTERAC e-Transfer Received - Autodeposit		\$500.00	23,661.57
Mar 11	Cheque #000000012769	\$257.25		23,404.32
Mar 11	INTERAC e-Transfer Received - Autodeposit		\$81.77	23,486.09
Mar 11	Cheque #000000012771	\$866.25		22,619.84
Mar 12	Customer Bill Pay Cover		\$128.74	22,748.58
Mar 13	INTERAC e-Transfer Received - Autodeposit		\$300.00	23,048.58
Mar 13	Customer Bill Pay Cover		\$210.97	23,259.55
Mar 13	EFT Sent 000725690697	\$126.00		23,133.55
Mar 13	EFT Sent 000725693231	\$1,680.81		21,452.74
Mar 13	EFT Sent 000725693513	\$398.00		21,054.74
Mar 13	Customer Bill Pay Cover		\$25.00	21,079.74

ATB0114001_4853311_001 - 0000480 0035556

Details of your account transactions (continued)

Date	Description	Debits to your account (\$)	Credits to your account (\$)	Balance (\$)
Mar 13	Direct Deposit Misc. Payments CTY STET		\$48.40	21,128.14
Mar 13	INTERAC e-Transfer Received - Autodeposit		\$150.00	21,278.14
Mar 13	Deposit Mixed		\$1,268.23	22,546.37
Mar 14	EFT Sent 000724787584	\$1,000.00		21,546.37
Mar 14	EFT Sent 000724786604	\$700.00		20,846.37
Mar 14	Direct Deposit Accounts Payable CLEARVIEW SCHOO		\$209.77	21,056.14
Mar 14	INTERAC e-Transfer Received - Autodeposit		\$87.57	21,143.71
Mar 14	Customer Bill Pay Cover		\$78.87	21,222.58
Mar 14	Direct Deposit Accounts Payable ATCO ELECTRIC		\$987.64	22,210.22
Mar 14	INTERAC e-Transfer Received - Autodeposit		\$117.14	22,327.36
Mar 15	INTERAC e-Transfer Received - Autodeposit		\$81.77	22,409.13
Mar 17	INTERAC e-Transfer Received - Autodeposit		\$125.00	22,534.13
Mar 17	Interac e-Transfer Cancel		\$73.50	22,607.63
Mar 17	Interac e-Transfer Cancel		\$220.50	22,828.13
Mar 17	INTERAC e-Transfer Sent	\$294.00		22,534.13
Mar 17	Customer Bill Pay Cover		\$207.20	22,741.33
Mar 17	Cheque #000000012772	\$4,243.45		18,497.88
Mar 19	Customer Bill Pay Cover		\$340.34	18,838.22
Mar 19	EFT Sent 000728944414	\$2,560.95		16,277.27
Mar 19	EFT Sent 000728941707	\$6,090.63		10,186.64
Mar 19	Transfer Transfer From *****3378		\$40,000.00	50,186.64
Mar 19	Customer Bill Pay Cover		\$61.47	50,248.11
Mar 20	Customer Bill Pay Cover		\$225.00	50,473.11
Mar 20	INTERAC e-Transfer Received - Autodeposit		\$500.00	50,973.11
Mar 20	Cheque #000000012773	\$210.00		50,763.11
Mar 21	INTERAC e-Transfer Received - Autodeposit		\$200.00	50,963.11
Mar 21	Direct Deposit Misc. Payments BROOKFIELD TELU		\$55.67	51,018.78
Mar 22	INTERAC e-Transfer Received - Autodeposit		\$55.67	51,074.45
Mar 24	Customer Bill Pay Cover		\$87.57	51,162.02
Mar 24	Bill Payment TELUS COMMUNICATIONS	\$78.75		51,083.27

As of June 16, 2025, you will see changes to the ATB Personal Line of Credit Terms and Conditions. To learn what this means for you, and to view the updated terms and conditions, visit go.atb.com/legalnotice

Details of your account transactions (continued)

Date	Description	Debits to your account (\$)	Credits to your account (\$)	Balance (\$)
Mar 24	Bill Payment TELUS MOBILITY INC	\$97.49		50,985.78
Mar 24	Bill Payment TELUS MOBILITY INC	\$123.70		50,862.08
Mar 25	Customer Bill Pay Cover		\$200.00	51,062.08
Mar 25	INTERAC e-Transfer Received - Autodeposit		\$120.00	51,182.08
Mar 25	EFT Sent 000732261916	\$299.44		50,882.64
Mar 25	Customer Bill Pay Cover		\$111.34	50,993.98
Mar 25	Deposit Cheque		\$514.65	51,508.63
Mar 25	Withdrawal	\$514.65		50,993.98
Mar 25	INTERAC e-Transfer Received - Autodeposit		\$125.27	51,119.25
Mar 26	Customer Bill Pay Cover		\$122.94	51,242.19
Mar 26	INTERAC e-Transfer Received - Autodeposit		\$201.00	51,443.19
Mar 26	INTERAC e-Transfer Received - Autodeposit		\$100.00	51,543.19
Mar 26	Customer Bill Pay Cover		\$160.64	51,703.83
Mar 26	Deposit Mixed		\$4,089.62	55,793.45
Mar 26	Cheque #000000012774	\$110.10		55,683.35
Mar 27	Customer Bill Pay Cover		\$342.15	56,025.50
Mar 27	Customer Bill Pay Cover		\$453.57	56,479.07
Mar 27	INTERAC e-Transfer Received - Autodeposit		\$60.00	56,539.07
Mar 27	INTERAC e-Transfer Received - Autodeposit		\$220.00	56,759.07
Mar 27	INTERAC e-Transfer Received - Autodeposit		\$220.00	56,979.07
Mar 27	INTERAC e-Transfer Received - Autodeposit		\$67.27	57,046.34
Mar 27	Cheque #000000012777	\$514.65		56,531.69
Mar 28	Customer Bill Pay Cover		\$110.00	56,641.69
Mar 28	INTERAC e-Transfer Received - Autodeposit		\$81.77	56,723.46
Mar 28	INTERAC e-Transfer Received - Autodeposit		\$105.00	56,828.46
Mar 28	Direct Deposit Misc. Payments SWM		\$4,966.22	61,794.68
Mar 28	Cheque #000000012775	\$852.37		60,942.31
Mar 28	Direct Debit Misc. Payments AUMA/AMSC	\$5,061.81		55,880.50
Mar 29	Customer Bill Pay Cover		\$264.37	56,144.87
Mar 29	INTERAC e-Transfer Received - Autodeposit		\$130.00	56,274.87

Details of your account transactions (continued)

Date	Description	Debits to your account (\$)	Credits to your account (\$)	Balance (\$)
Mar 31	Customer Bill Pay Cover		\$120.00	56,394.87
Mar 31	Direct Deposit Accounts Payable ATCO GAS		\$2,128.76	58,523.63
Mar 31	INTERAC e-Transfer Received - Autodeposit		\$61.47	58,585.10
Mar 31	INTERAC e-Transfer Received - Autodeposit		\$140.00	58,725.10
Mar 31	INTERAC e-Transfer Received - Autodeposit		\$240.00	58,965.10
Mar 31	EFT Sent 000735721723	\$2,617.99		56,347.11
Mar 31	EFT Sent 000735721805	\$3,311.34		53,035.77
Mar 31	EFT Sent 000735721893	\$2,910.63		50,125.14
Mar 31	EFT Sent 000735769471	\$560.00		49,565.14
Mar 31	EFT Sent 000735769527	\$590.00		48,975.14
Mar 31	EFT Sent 000735768900	\$718.40		48,256.74
Mar 31	INTERAC e-Transfer Received - Autodeposit		\$75.97	48,332.71
Mar 31	INTERAC e-Transfer Received - Autodeposit		\$75.00	48,407.71
Mar 31	Direct Debit School Taxes PTASFF	\$19,188.43		29,219.28
Mar 31	Interest Payment		\$93.47	29,312.75
Mar 31	Fee Service	\$3.92		29,308.83
Mar 31	Monthly Maintenance Fees	\$25.00		29,283.83
Mar 31	Fee Service	\$42.50		29,241.33
Mar 31	Closing balance			\$29,241.33

A summary of Deposit Account Business Public Sector Savings

00314543378	Transit # 07479-219
Your balance forward on Feb 28, 2025	\$838,909.83
Debits to your account (1 item)	- \$40,000.00
Credits to your account (1 item)	+ \$2,373.18
Your closing balance on Mar 31, 2025	= \$801,283.01

As of June 16, 2025, you will see changes to the ATB Personal Line of Credit Terms and Conditions. To learn what this means for you, and to view the updated terms and conditions, visit go.atb.com/legalnotice



ATB Financial™

SAVING | BORROWING | INVESTING | KNOW-HOW

Details of your account transactions

Date	Description	Debits to your account (\$)	Credits to your account (\$)	Balance (\$)
Feb 28	Balance forward			\$838,909.83
Mar 19	Transfer Transfer To *****2424	\$40,000.00		798,909.83
Mar 31	Interest Payment		\$2,373.18	801,283.01
Mar 31	Closing balance			\$801,283.01

A summary of Deposit Account Notice on Amount 90 days

00627651200	Transit # 07479-219
Account Nickname	
Cemetery	
Your balance forward on Feb 28, 2025	\$3,911.57
Debits to your account (0 items)	- \$0.00
Credits to your account (1 item)	+ \$10.12
Your closing balance on Mar 31, 2025	= \$3,921.69

Details of your account transactions

Date	Description	Debits to your account (\$)	Credits to your account (\$)	Balance (\$)
Feb 28	Balance forward			\$3,911.57
Mar 31	Interest Payment		\$10.12	3,921.69
Mar 31	Closing balance			\$3,921.69

ATB Financial™

SAVING | BORROWING | INVESTING | KNOW-HOW

Consolidated Statement

Statement date March 31, 2025
 Transit number 07479-219
 Customer number 0000076530
 Page number 9 of 10

Business Public Sector Account 00119372424
 Cheque #000000012767 \$540.70

VILLAGE OF BIG VALLEY
 P.O. BOX 236
 BIG VALLEY, ALBERTA T0J 0G0
 TEL: 403-876-2269

ATB Financial™
 P.O. BOX 1254 7410-446
 BIG VALLEY, ALBERTA T0J 0G0
 TEL: 403-876-2269

12767
 DATE 20250218
 19651

PAY Five Hundred Forty AND 70/100 Dollars \$*****540.70

TO THE ORDER OF
 Wally's Bookies Service Ltd.
 Box 439
 Sherar AB T0C 2D0

Wally
Colleen Magee

#012767# #07479#219# 1193724# 24#

Business Public Sector Account 00119372424
 Cheque #000000012765 \$945.00

VILLAGE OF BIG VALLEY
 P.O. BOX 236
 BIG VALLEY, ALBERTA T0J 0G0
 TEL: 403-876-2269

ATB Financial™
 P.O. BOX 1254 7410-446
 BIG VALLEY, ALBERTA T0J 0G0
 TEL: 403-876-2269

12765
 DATE 20250218
 19651

PAY Nine Hundred Forty Five AND 00/100 Dollars \$*****945.00

TO THE ORDER OF
 Dean Doctor
 Box 902
 Red Deer AB T4N 5S8

Dean Doctor
Colleen Magee

#012765# #07479#219# 1193724# 24#

Business Public Sector Account 00119372424
 Cheque #000000012766 \$6,501.71

VILLAGE OF BIG VALLEY
 P.O. BOX 236
 BIG VALLEY, ALBERTA T0J 0G0
 TEL: 403-876-2269

ATB Financial™
 P.O. BOX 1254 7410-446
 BIG VALLEY, ALBERTA T0J 0G0
 TEL: 403-876-2269

12766
 DATE 20250218
 19651

PAY Six Thousand Five Hundred One AND 71/100 Dollars \$*****6,501.71

TO THE ORDER OF
 Parkland Community Planning Service
 Unit D, 4738 Rose Street
 Red Deer AB T4N 1X2

Wally
Colleen Magee

#012766# #07479#219# 1193724# 24#

Business Public Sector Account 00119372424
 Cheque #000000012770 \$61.20

VILLAGE OF BIG VALLEY
 P.O. BOX 236
 BIG VALLEY, ALBERTA T0J 0G0
 TEL: 403-876-2269

ATB Financial™
 P.O. BOX 1254 7410-446
 BIG VALLEY, ALBERTA T0J 0G0
 TEL: 403-876-2269

12770
 DATE 20250218
 19651

PAY Sixty One AND 20/100 Dollars \$*****61.20

TO THE ORDER OF
 Home Hardware
 Box 180
 Sherar AB T0J 0G0

Wally
Colleen Magee

#012770# #07479#219# 1193724# 24#

Business Public Sector Account 00119372424
 Cheque #000000012769 \$257.25

VILLAGE OF BIG VALLEY
 P.O. BOX 236
 BIG VALLEY, ALBERTA T0J 0G0
 TEL: 403-876-2269

ATB Financial™
 P.O. BOX 1254 7410-446
 BIG VALLEY, ALBERTA T0J 0G0
 TEL: 403-876-2269

12769
 DATE 20250304
 19651

PAY Two Hundred Fifty Seven AND 25/100 Dollars \$*****257.25

TO THE ORDER OF
 Central Square Software Inc.
 Box 400 STH A
 C/O 918500
 Toronto ON M5V 1G9

Wally
Colleen Magee

#012769# #07479#219# 1193724# 24#

Business Public Sector Account 00119372424
 Cheque #000000012771 \$866.25

VILLAGE OF BIG VALLEY
 P.O. BOX 236
 BIG VALLEY, ALBERTA T0J 0G0
 TEL: 403-876-2269

ATB Financial™
 P.O. BOX 1254 7410-446
 BIG VALLEY, ALBERTA T0J 0G0
 TEL: 403-876-2269

12771
 DATE 20250304
 19651

PAY Eight Hundred Sixty Six AND 25/100 Dollars \$*****866.25

TO THE ORDER OF
 WILD ROSE ASSESSMENT
 03 - 37 Blume Basin St
 Red Deer AB T4P 0J4

Wally
Colleen Magee

#012771# #07479#219# 1193724# 24#

Business Public Sector Account 00119372424
 Cheque #000000012772 \$4,243.45

VILLAGE OF BIG VALLEY
 P.O. BOX 236
 BIG VALLEY, ALBERTA T0J 0G0
 TEL: 403-876-2269

ATB Financial™
 P.O. BOX 1254 7410-446
 BIG VALLEY, ALBERTA T0J 0G0
 TEL: 403-876-2269

12772
 DATE 20250313
 19651

PAY Four Thousand Two Hundred Forty Three AND 45/100 Dollars \$*****4,243.45

TO THE ORDER OF
 CANADA REVENUE AGENCY
 Box 3670 STH A
 Sudbury ON P3A 0C3

Wally
Colleen Magee

#012772# #07479#219# 1193724# 24#

Business Public Sector Account 00119372424
 Cheque #000000012773 \$210.00

VILLAGE OF BIG VALLEY
 P.O. BOX 236
 BIG VALLEY, ALBERTA T0J 0G0
 TEL: 403-876-2269

ATB Financial™
 P.O. BOX 1254 7410-446
 BIG VALLEY, ALBERTA T0J 0G0
 TEL: 403-876-2269

12773
 DATE 20250313
 19651

PAY Two Hundred Ten AND 00/100 Dollars \$*****210.00

TO THE ORDER OF
 JANKSTAR OILFIELD SERVICES INC
 Box 375
 Big Waiy AB T0J 0G0

Wally
Colleen Magee

#012773# #07479#219# 1193724# 24#

As of June 16, 2025, you will see changes to the ATB Personal Line of Credit Terms and Conditions. To learn what this means for you, and to view the updated terms and conditions, visit go.atb.com/legalnotice

ATB Financial™

SAVING | BORROWING | INVESTING | KNOW-HOW

Business Public Sector Account 00119372424

Cheque #000000012774

\$110.10

⑆00000-000⑆ 03/25/2025 01010000100153	VILLAGE OF BIG VALLEY P.O. BOX 224 BIG VALLEY, ALBERTA T0J 0G0 TEL: 403-878-2208	ATB Financial 12774
ONE HUNDRED TEN AND 10/100 DOLLARS	110.10	12774
CLERK PROCUREMENT GROUP OF CANADA 222 BRYDEN CRY CALGARY AB T2C 0A6	<i>Spauld</i> <i>Colleen Magee</i>	12774
⑆012774⑆ ⑆007479⑆-219⑆ 1193724⑆ ⑆000001010⑆		

Business Public Sector Account 00119372424

Cheque #000000012777

\$514.65

VILLAGE OF BIG VALLEY P.O. BOX 224 BIG VALLEY, ALBERTA T0J 0G0 TEL: 403-878-2208	ATB Financial 12777	DATE 20250324 1193724
FIVE HUNDRED FOURTEEN AND 65/100 DOLLARS	514.65	12777
VILLAGE OF BIG VALLEY - PARTY CASH	<i>Spauld</i> <i>Colleen Magee</i>	12777
⑆012777⑆ ⑆007479⑆-219⑆ 1193724⑆ ⑆000001010⑆		

Business Public Sector Account 00119372424

Cheque #000000012775

\$852.37

VILLAGE OF BIG VALLEY P.O. BOX 224 BIG VALLEY, ALBERTA T0J 0G0 TEL: 403-878-2208	ATB Financial 12775	DATE 20250318 1193724
EIGHT HUNDRED FIFTY TWO AND 37/100 DOLLARS	852.37	12775
Parkland Regional Library 4565 45th Street Lacombe AB T4L 0X2	<i>Spauld</i> <i>Colleen Magee</i>	12775
⑆012775⑆ ⑆007479⑆-219⑆ 1193724⑆ ⑆000001010⑆		

Name	Invoice #	Reason	Amount	GL Code	Date Entered	
Wild Rose Assessment	9703	Progress payment	\$ 866.25	1-2-1200-230	04-Mar	12771
Canadian Tire Stettler	2871	shop supplies	\$ 29.38	1-2-3200-510	04-Mar	eff
Stettler home hardware	111701	paint for benches	\$ 61.20	1-2-3200-510	04-Mar	12770
Central square Technologies	43190	admin training- utility	\$ 257.25	1-2-1200-148	04-Mar	ck 12769
Canadian Tire Stettler	2744	salt for sanding	\$ 80.86	1-2-3200-510	04-Mar	eff
Cinder MSP	2344	remote monitoring	\$ 126.00	1-2-1200-230		eff
Civic solutions	1636	May 24 audit investigation	\$ 1,680.81	1-2-1200-230	13-Mar	eff
Canada Revenu	12-Mar	payroll remittance	\$ 4,243.45	na	13-Mar	12772
Alberta municipalities	2025VFIS-16	Insurance Policy - Council	\$ 398.00	1-2-1100-274	13-Mar	eff
Jankstar	2997	ice/snow removal by inn	\$ 210.00	1-2-3200-510	13-Mar	ck12773
Canoe Procurement	AB297958	paper, office supplies, fissues	\$ 110.10	1-2-1200-510	18-Mar	12774
MPE Engineering	4418-001-01-016	Engineering Final Bill	\$ 2,560.95	1-2-1200-840	18-Mar	eff
Parkland Regional library	250026	second quarter	\$ 852.37	1-2-7400-770	18-Mar	12775
Red Deer River Municipal user	25-Mar	2025 requisition based on popu	\$ 82.75	1-2-1200-212	18-Mar	12776
Shirley McClellan Reg.water	smwsc003996	water consumption Feb	\$ 6,090.63	1-2-4100-550	18-Mar	eff
Telus-	04-Mar	office internet	\$ 78.75	1-2-1200-215	24-Mar	eff
Telus mobility	10-Mar	public works phone	\$ 123.70	1-2-3200-215	24-Mar	eff
Telus	17-Mar	Office phones	\$ 97.49	1-2-1200-215	24-Mar	eff
Canoe Procurement	25-Mar	irma membership/Staples	\$ 299.44	1-2-1200-212	25-Mar	eff

EXPENSE TRENDS



Cubic Meter Purchased
 Shirley \$ Billed
 Residents \$ Billed
 Flat Water Fee \$
 Tips

	Jan	Feb	Mar	Apr	May	Jun	Jul	Aug	Sep	Oct	Nov	Dec	Total	Trend
Utility Bills 90 Days Overdue	15	20												
\$ Amount	\$1,030.04	\$1,272.41												
Expenses														
Cubic Meter Purchased	2,078.00	2,093.00												4,171.00
Cubic Meter Billed	1,855.00	1,672.00	1,795.00											
Shirley \$ Billed	6,046.98	6,090.63												12,137.61
Residents \$ Billed	5,379.50	4,848.80	5,385.00											15,613.30
Flat Water Fee \$	5,355.00	5,355.00												10,710.00
Total														42,631.91

EXPENSE TRENDS



Cubic Meter Purchased
 Shirley \$ Billed
 Residents \$ Billed
 Flat Water Fee \$

10,000
9,000
8,000
7,000
6,000
5,000
4,000
3,000
2,000
1,000

	Jan	Feb	Mar	Apr	May	Jun	Jul	Aug	Sep	Oct	Nov	Dec	Total	Trend
Utility Bills 90 Days Overdue \$ Amount	\$1,871.79	\$3,120.39	\$3,688.90	\$4,686.95	\$1,143.32	\$1,148.18	\$1,484.81	\$1,369.61	\$650.89	\$718.26	\$883.42	\$1,235.03		
Expenses	Jan	Feb	Mar	Apr	May	Jun	Jul	Aug	Sep	Oct	Nov	Dec	Total	Trend
Cubic Meter Purchased	2,166.00	2,121.70	1,964.81	2,110.39	2,119.10	2,107.00	3,267.10	2,530.90	2,393.90	2,320.10	2,018.00	2,416.00	27,535.00	
Cubic Meter Billed	1,671.00	1,398.00	1,572.00	1,847.00	1,867.00	5,318.60	2,627.00	2,156.00	2,205.00	1,942.00	1,935.00	1,741.00		
Shirley \$ Billed	6,129.78	6,004.41	5,560.41	5,972.40	5,997.05	5,962.81	9,245.89	7,162.45	6,774.74	6,565.88	5,710.94	6,837.28	77,924.04	
Residents \$ Billed	4,678.80	3,941.40	4,401.60	5,171.60	5,414.30	5,318.60	7,618.38	6,420.60	5,750.70	5,631.80	5,611.50	5,048.90	65,008.18	
Flat Water Fee \$	5,202.00	5,304.00	5,198.70	5,482.50	5,227.50	5,355.00	5,253.00	5,329.50	5,278.50	5,253.00	5,220.19	5,278.50	63,382.39	
Total	19,847.58	18,769.51	18,697.52	20,583.89	20,624.95	24,062.01	28,011.37	23,599.45	22,402.84	21,712.78	20,495.63	21,321.68	#####	

Village of Big Valley
Budget Variance Report

GL5070 Page : 1
 Date : Apr 09, 2025 Time : 10:18 am

Fiscal Year : 2025 Period : 3
 Account Code : ??-????-??? To ??-????-???

Budget Type : Final Budget

Acct Code	Acct Desc	Year to Date	Budget Amt	Variance	% Var
Revenue					
100 General Revenue					
1-1-0100-111	Property Taxes Residential	0	-271,691	-271,691	100.00
1-1-0100-112	Property Taxes Commercial	0	-23,238	-23,238	100.00
1-1-0100-113	Property Taxes Industrial	0	-7,500	-7,500	100.00
1-1-0100-115	Property Taxes M&E	0	-569	-569	100.00
1-1-0100-116	DIP Taxes	0	-255	-255	100.00
1-1-0100-119	Property Taxes Linear	0	-36,792	-36,792	100.00
1-1-0100-197	Requisition - Senior Housing Found.	0	-12,710	-12,710	100.00
1-1-0100-198	Requisition ASFF School Residential	0	-67,021	-67,021	100.00
1-1-0100-199	Requisition ASFF School Commercial	0	-19,215	-19,215	100.00
1-1-0100-510	Tax Penalties & Costs	0	-10,000	-10,000	100.00
1-1-0100-540	Franchise Fees - ATCO Gas/Electricity	-4,373	-32,000	-27,627	86.34
1-1-0100-560	Interest Income-Operating/Savings Acct	-7,636	-50,000	-42,364	84.73
1-1-0100-840	ACP Operational Grant-Infrast. Study	0	-158,078	-158,078	100.00
1-1-0100-998	Penny Rounding Over/Under	0	0	0	0.00
Total General Revenue		-12,009	-689,069	-677,060	98.26
1200 Administration					
1-1-1200-410	Admin - Goods & Services Sales	-10	-300	-290	96.67
1-1-1200-511	Admin - Whistle Sales	-1,230	-2,000	-770	38.50
1-1-1200-520	Admin -Animal Licenses & Dev. Permits	-905	-1,500	-595	39.67
1-1-1200-560	Admin - Rentals & Leases	-331	-14,000	-13,669	97.64
1-1-1200-840	Admin - Provincial Grants	0	-92,000	-92,000	100.00
Total Administration		-2,476	-109,800	-107,324	97.75
2300 Fire					
1-1-2300-840	Fire - Provincial Conditional Grant	0	-25,000	-25,000	100.00
Total Fire		0	-25,000	-25,000	100.00
3200 Public Works					
1-1-3200-410	PW - Goods & Services Sales	0	-300	-300	100.00
1-1-3200-850	PW - Transfer from Local Gov't	0	-1,682	-1,682	100.00
Total Public Works		0	-1,982	-1,982	100.00
4100 Water Supply & Distribution					
1-1-4100-410	Water - Sales	-31,761	-120,000	-88,239	73.53
1-1-4100-490	Water - Sales - Misc Revenue	0	-500	-500	100.00
1-1-4100-510	Utilities - Penalties & Costs	-590	-1,000	-410	41.03
Total Water Supply & Distribution		-32,351	-121,500	-89,149	73.37
4200 Sewers & Treatment					
1-1-4200-410	Sewer - Sales	-12,477	-50,000	-37,523	75.05
Total Sewers & Treatment		-12,477	-50,000	-37,523	75.05
4300 Garbage Collection & Disposal					
1-1-4300-410	Garbage - Sales	-5,252	-22,000	-16,748	76.13
1-1-4300-411	Recycling Revenue	-1,058	-2,500	-1,442	57.66
1-1-4300-590	Garbage - Hauling Credit	-4,966	-4,966	0	0.00
Total Garbage Collection & Disposal		-11,276	-29,466	-18,190	61.73
5100 FCSS					
1-1-5100-840	FCSS - Prov Conditional Grant	-2,737	-10,476	-7,739	73.87
Total FCSS		-2,737	-10,476	-7,739	73.87
5600 Cemetery					
1-1-5600-410	Cemetery - Sales Plots & Donations	0	-1,000	-1,000	100.00
Total Cemetery		0	-1,000	-1,000	100.00
7200 Recreation					
1-1-7200-410	Recreation - campground income	0	-5,000	-5,000	100.00
1-1-7200-850	Recreation - Transfer Local Gov't	0	-1,000	-1,000	100.00
Total Recreation		0	-6,000	-6,000	100.00
Total Revenue		-73,326	-1,044,293	-970,967	92.98

Expense					
100 General					
1-2-0100-197	Seniors Housing - Requisition	0	12,708	12,708	100.00
1-2-0100-198	DI Property Requisition	0	255	255	100.00
1-2-0100-199	ASFF School Foundation Requisition	19,188	76,754	57,566	75.00
Total General		19,188	89,717	70,529	78.61
1100 Council					
1-2-1100-110	Legislative - Fees	1,770	10,000	8,230	82.30
1-2-1100-211	Legislative - Mileage	113	1,000	887	88.66
1-2-1100-274	Legislative - Insurance	398	400	2	0.50
1-2-1100-510	Legislative - General Goods	0	500	500	100.00
Total Council		2,281	11,900	9,619	80.83
1200 Administration					
1-2-1200-110	Admin - Wages	25,358	110,000	84,642	76.95
1-2-1200-130	Admin - Employer Contributions	3,102	13,000	9,898	76.14
1-2-1200-148	Admin - Training	481	1,000	519	51.93
1-2-1200-211	Admin - Travel	0	800	800	100.00
1-2-1200-212	Admin - Memberships	328	500	172	34.44
1-2-1200-215	Admin - Telephone/Postage	1,026	5,500	4,474	81.34
1-2-1200-220	Admin - Advertising	0	1,200	1,200	100.00
1-2-1200-230	Admin - Contract/Professional Services	16,622	40,000	23,378	58.45
1-2-1200-250	Admin - Misc Services	193	8,000	7,807	97.59
1-2-1200-274	Admin - Insurance	-708	10,500	11,208	106.74
1-2-1200-510	Admin - General Goods	667	2,500	1,833	73.33
1-2-1200-511	Admin - Whistle expenses	876	6,500	5,624	86.52
1-2-1200-512	Admin - Building Repairs and Maintenance	0	1,000	1,000	100.00
1-2-1200-540	Admin - Utilities Expense	408	2,629	2,221	84.48
1-2-1200-810	Admin - Bank & Interest Charges	186	350	164	46.92
1-2-1200-840	Project - Infrastructure Study MPE	2,439	158,078	155,639	98.46
Total Administration		50,977	361,557	310,580	85.90
1900 Election					
1-2-1900-510	Election - General Expenses	0	700	700	100.00
Total Election		0	700	700	100.00
2100 Protection					
1-2-2100-510	Policing - General Expense	0	17,135	17,135	100.00
Total Protection		0	17,135	17,135	100.00
2300 Fire					
1-2-2300-215	Fire - Telephone/Freight	0	500	500	100.00
1-2-2300-350	Fire - Transfer to Local Gov't	0	25,000	25,000	100.00
1-2-2300-510	Fire - General Goods	0	100	100	100.00
1-2-2300-512	Repairs and Maintenance	0	5,000	5,000	100.00
Total Fire		0	30,600	30,600	100.00
2400 Disaster					
1-2-2400-250	Disaster Services Requisition	0	7,080	7,080	100.00
1-2-2400-510	Disaster Services - General Goods	0	500	500	100.00
Total Disaster		0	7,580	7,580	100.00
3200 Public Works					
1-2-3200-110	PW - Wages	4,472	30,000	25,528	85.09
1-2-3200-130	PW - Employer Contributions	414	1,700	1,286	75.64
1-2-3200-132	WCB	755	3,700	2,945	79.61
1-2-3200-215	PW - Telephone/Freight	364	1,600	1,236	77.25
1-2-3200-250	PW Streets & Sidewalks - Misc. Services	2,265	4,000	1,735	43.37
1-2-3200-255	PW - Contracted Snow Plowing	0	20,000	20,000	100.00
1-2-3200-274	PW - Insurance	0	4,700	4,700	100.00
1-2-3200-510	PW - General Goods	3,559	13,000	9,441	72.63
1-2-3200-520	PW - Repairs & Maintenance	2,423	50,000	47,577	95.15
1-2-3200-540	PW - Utilities Expense	2,706	30,000	27,294	90.98
Total Public Works		16,958	158,700	141,742	89.31
4100 Water Supply & Distribution					
1-2-4100-110	Water - Wages	6,110	30,000	23,890	79.63
1-2-4100-130	Water - Employer Contributions	687	1,400	713	50.92
1-2-4100-148	Water - Training	0	620	620	100.00
1-2-4100-215	Water - Telephone/Freight	0	300	300	100.00
1-2-4100-250	Water - Misc. Services	0	26,158	26,158	100.00
1-2-4100-274	Water - Insurance	0	800	800	100.00
1-2-4100-510	Water - General Goods	808	4,000	3,192	79.80

Village of Big Valley
Budget Variance Report

Fiscal Year : 2025 Period : 3
 Account Code : ??-?-?-?-?-?? To ??-?-?-?-?-??

Budget Type : Final Budget

Acct Code	Acct Desc	Year to Date	Budget Amt	Variance	% Var
Expense					
1-2-4100-540	Water - Utilities Expense	745	5,500	4,755	86.46
1-2-4100-550	Water - Cubic meters purchased	12,638	98,000	85,362	87.10
1-2-4100-831	Water - Debenture Interest	0	2,745	2,745	100.00
1-2-4100-832	Water - Principal Payment	0	4,584	4,584	100.00
Total Water Supply & Distribution		20,987	174,107	153,120	87.95
4200 Sewers & Treatment					
1-2-4200-110	Sewer - Wages	6,110	30,000	23,890	79.63
1-2-4200-130	Sewer - Employer Contributions	687	1,550	863	55.67
1-2-4200-148	Sewer - Training	0	500	500	100.00
1-2-4200-215	Sewer - Telephone/Freight	73	0	-73	0.00
1-2-4200-250	Sewer - Misc. Services	1,711	60,000	58,289	97.15
1-2-4200-510	Sewer - General Goods	30	1,000	970	96.96
1-2-4200-540	Sewer - Utilities Expense	275	3,300	3,025	91.67
Total Sewers & Treatment		8,886	96,350	87,464	90.78
4300 Garbage Collection & Disposal					
1-2-4300-251	Recycling Cost Sharing	1,896	4,556	2,660	58.38
1-2-4300-350	Garbage - Transfer to Local Gov't	0	27,200	27,200	100.00
Total Garbage Collection & Disposal		1,896	31,756	29,860	94.03
5100 FCSS					
1-2-5100-770	FCSS - Grants to Other Organizations	4,500	13,350	8,850	66.29
Total FCSS		4,500	13,350	8,850	66.29
6100 Planning/Zoning					
1-2-6100-250	Land - Planning & Development	0	1,000	1,000	100.00
Total Planning/Zoning		0	1,000	1,000	100.00
7200 Recreation/Parks					
1-2-7200-110	Recreation - Wages	1,491	20,000	18,509	92.55
1-2-7200-130	Recreation - Employer Contributions	138	2,300	2,162	94.00
1-2-7200-250	Recreation - Misc. Services	0	1,000	1,000	100.00
1-2-7200-270	Recreation - Canada Day	0	840	840	100.00
1-2-7200-274	Recreation - Insurance	0	67	67	100.00
1-2-7200-350	Recreation - Transfer to Local Gov't	0	5,793	5,793	100.00
1-2-7200-510	Recreation - General Goods	0	2,000	2,000	100.00
1-2-7200-540	Recreation - Utilities Expense	279	5,000	4,721	94.43
Total Recreation/Parks		1,907	37,000	35,093	94.85
7400 Library					
1-2-7400-250	Library - Misc. Services	0	3,700	3,700	100.00
1-2-7400-274	Library - Insurance	708	0	-708	0.00
1-2-7400-540	Library - Utilities	408	2,629	2,221	84.48
1-2-7400-770	Library - Grants to other Organizations	1,624	2,000	376	18.82
Total Library		2,740	8,329	5,589	67.11
Total Expense		130,321	1,039,781	909,460	87.47
Report Total		56,995	-4,512	-61,507	1363.19



ALBERTA

MUNICIPAL AFFAIRS

*Office of the Minister
MLA, Calgary-Hays*

AR118482

March 14, 2025

Dear Chief Elected Officials:

As you know, my colleague, the Honourable Nate Horner, President of Treasury Board and Minister of Finance, tabled *Budget 2025* in the Alberta Legislature on February 27. I am writing to share further information regarding *Budget 2025* as related to education property tax (EPT).

Budget 2025 takes an important step toward stabilizing operational funding for education systems across Alberta. Historically, approximately one-third of operational funding for Alberta Education came from the EPT municipalities collect from their rate payers on behalf of the province. In recent years, the proportion that EPT contributes to funding the operations of Alberta Education has decreased to less than 30 per cent. Through *Budget 2025*, the Government of Alberta is increasing the proportion of Alberta Education's operating budget covered by EPT to 31.6 per cent in 2025/2026 and back to 33 per cent in 2026/2027.

To provide Alberta's public education system with a stable and sustainable source of funding and meet the demands of increased student enrollment, EPT revenue will increase by 14 per cent from last year, to a total of \$3.1 billion. This increase will be reflected on the property tax bills that municipalities send to property owners in 2025.

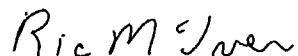
The Ministry of Municipal Affairs sent EPT requisitions to all municipal administrations, informing them of their share of the provincial EPT. For more information on EPT, including a fact sheet (Attachment 1) and the EPT Requisition Comparison Report (Attachment 2), please visit www.alberta.ca/property-tax and click on "Education property tax."

Municipalities across Alberta can inform residents that a portion of their property taxes goes directly to the provincial government to help pay for the operations of Alberta's education system. Many municipalities do this by adding a note to their property tax bills sent through the mail.

.../2

Budget 2025 is meeting the challenge of the cost of living by helping families keep more money in their pockets with lower personal income taxes and continuing investments in education and health care. I look forward to working together over the next year as we build strong and vibrant communities that make Alberta the best place in Canada to live, work, and raise a family.

Sincerely,



Ric McIver
Minister

Attachments:

1. Education Property Tax Fact Sheet (2025)
2. Education Property Tax Comparison Report (2025)

Education Property Tax

Fact Sheet

Highlights of the 2025-26 provincial education property tax

Budget 2025 will see an increase to the education property tax rates after being frozen in 2024-25. The higher rates, along with rising property values and increased development, are expected to raise the education property tax requisition from \$2.7 billion in 2024-25 to \$3.1 billion in 2025-26.

The share of education operating costs funded by the education property tax will increase to 31.6 per cent in 2025-26, following historic lows of about 28 per cent in 2023-24 and 29.5 per cent in 2024-25. This will enhance Alberta's ability to fund school operations, leading to better educational outcomes as student enrolment continues to grow.

Education property taxes provide a stable source of revenue and equitable funding that supports K-12 education, including teachers' salaries, textbooks and classroom resources. They are not used to fund government operations, school capital costs or teachers' pensions.

Under the provincial funding model, all education property taxes are pooled by Alberta Education through the Alberta School Foundation Fund and distributed to public and separate school boards on an equal per-student basis.

How education property tax is calculated for municipalities

All municipalities collect an equitable share of the provincial education property tax in proportion to their total taxable property assessments, which are equalized across the province. The equalization process ensures owners of properties of similar value and type across the province pay similar amounts of education property taxes. For more details on this process, refer to the [Guide to Equalized Assessment](http://www.municipalaffairs.alberta.ca/documents/as/guide_to_equalized_assessment.pdf) (www.municipalaffairs.alberta.ca/documents/as/guide_to_equalized_assessment.pdf) on the Alberta website.

The provincial equalized assessment base used to determine education property taxes this year reflects 2023 property values.

In 2025, the education property tax will be calculated at a rate of \$2.72 per \$1,000 of the total residential/farmland equalized assessment value. The non-residential rate will be set at \$4.00 per \$1,000 of equalized assessment value. Most property owners will see a change to their education tax bill due to increasing mill rates and assessment values. Individual properties are taxed based on the local education property tax rate set by the municipality.

How much Calgary and Edmonton contribute to education property tax

Based on this formula, Calgary taxpayers will contribute \$1.037 billion in education property tax in 2025. Edmonton taxpayers will contribute \$575 million in education property tax in 2025. Funding for Calgary and Edmonton school boards will be based on the published profiles expected to be released by the end of March 2025.

Declaration of faith

The Canadian Constitution guarantees Roman Catholic citizens' minority rights to a separate education system. In communities with separate school jurisdictions, property owners can declare they are of the Roman Catholic faith, so their education property tax dollars can be directed to those separate school jurisdictions.

Education system benefits everyone

Alberta's education system plays a crucial role in shaping a skilled workforce, driving economic growth and fostering the social well-being of individuals and the province as a whole. It serves as a cornerstone for personal and collective prosperity, benefiting all Albertans—regardless of age, marital status or parental responsibilities.

Questions about financial assistance for seniors or the Seniors Property Tax Deferral program can be directed to the Alberta Supports Contact Centre at 1-877-644-9992 (in Edmonton - 780-644-9992).



2025 Education Property Tax Requisition Comparison Report

Municipality	Residential / Farm Land Requisition		Non-Residential Requisition		Total Education Requisition				
	2024	2025	% Change	2024	2025	% Change	2024	2025	% Change
Town of Spirit River	\$166,509	\$176,441	6%	\$75,363	\$81,040	8%	\$241,873	\$257,481	6%
Town of St. Paul	\$1,280,430	\$1,341,698	6%	\$627,699	\$694,064	11%	\$1,888,129	\$2,035,762	8%
Town of Stavelly	\$141,229	\$168,992	20%	\$44,882	\$41,993	-6%	\$186,111	\$210,974	13%
Town of Steffler	\$1,456,021	\$1,633,399	12%	\$903,555	\$1,034,484	14%	\$2,359,576	\$2,667,863	13%
Town of Stony Plain	\$6,375,406	\$7,276,531	14%	\$1,940,532	\$2,210,709	14%	\$8,315,938	\$9,487,240	14%
Town of Strathmore	\$4,757,855	\$5,848,969	23%	\$1,195,802	\$1,403,028	17%	\$5,953,657	\$7,251,997	22%
Town of Sundre	\$837,834	\$949,140	13%	\$370,402	\$384,838	4%	\$1,208,236	\$1,333,977	10%
Town of Swan Hills	\$122,536	\$137,620	12%	\$111,045	\$104,896	-6%	\$233,581	\$242,516	4%
Town of Sylvan Lake	\$6,166,325	\$6,909,225	10%	\$1,282,671	\$1,431,680	12%	\$7,448,997	\$8,240,905	11%
Town of Taber	\$2,179,692	\$2,467,407	13%	\$1,012,489	\$1,188,322	17%	\$3,192,181	\$3,655,730	15%
Town of Thorsby	\$207,956	\$223,229	7%	\$80,840	\$81,266	1%	\$288,796	\$304,495	5%
Town of Three Hills	\$714,532	\$807,504	13%	\$232,148	\$278,749	20%	\$946,680	\$1,086,252	15%
Town of Tofield	\$505,708	\$546,545	8%	\$201,851	\$220,732	9%	\$707,560	\$767,277	8%
Town of Trochu	\$187,250	\$219,112	17%	\$63,669	\$74,608	17%	\$250,919	\$293,719	17%
Town of Two Hills	\$159,745	\$173,598	9%	\$52,490	\$56,602	8%	\$212,235	\$230,200	8%
Town of Valleyview	\$348,413	\$396,108	14%	\$293,412	\$342,250	17%	\$641,826	\$738,359	15%
Town of Vauxhall	\$204,637	\$242,223	18%	\$66,674	\$80,528	21%	\$271,311	\$322,750	19%
Town of Vegreville	\$1,270,223	\$1,398,415	10%	\$714,209	\$784,479	10%	\$1,984,432	\$2,182,894	10%
Town of Vermilion	\$1,048,118	\$1,148,399	10%	\$657,967	\$722,215	10%	\$1,706,085	\$1,870,614	10%
Town of Viking	\$181,712	\$199,249	10%	\$82,710	\$87,407	6%	\$264,422	\$286,656	8%
Town of Vulcan	\$506,701	\$581,657	15%	\$155,929	\$176,348	13%	\$662,630	\$758,004	14%
Town of Wainwright	\$1,647,086	\$1,773,328	8%	\$952,095	\$1,028,317	8%	\$2,599,181	\$2,801,645	8%
Town of Wembley	\$366,635	\$404,951	10%	\$140,603	\$160,702	14%	\$507,238	\$565,653	12%
Town of Westlock	\$1,062,898	\$1,175,208	11%	\$681,121	\$727,190	7%	\$1,744,019	\$1,902,398	9%
Town of Whitecourt	\$2,736,404	\$2,959,682	8%	\$2,275,620	\$2,535,055	11%	\$5,012,024	\$5,494,737	10%
Village									
Alberta Beach	\$460,851	\$493,842	7%	\$42,315	\$50,665	20%	\$503,166	\$544,506	8%
Village of Acme	\$137,589	\$166,973	21%	\$41,136	\$48,261	17%	\$178,726	\$215,235	20%
Village of Alix	\$157,002	\$184,519	18%	\$59,747	\$69,550	16%	\$216,748	\$254,088	17%
Village of Alliance	\$17,468	\$18,792	8%	\$10,788	\$11,391	6%	\$28,256	\$30,183	7%
Village of Amisk	\$29,421	\$30,500	4%	\$5,498	\$6,820	24%	\$34,919	\$37,319	7%
Village of Andrew	\$67,963	\$69,512	2%	\$20,820	\$23,248	12%	\$88,783	\$92,760	4%
Village of Arrowwood	\$34,108	\$42,675	25%	\$11,414	\$14,358	26%	\$45,523	\$57,032	25%
Village of Bamwell	\$263,431	\$293,199	11%	\$17,378	\$19,299	11%	\$280,809	\$312,499	11%
Village of Barons	\$47,945	\$65,841	39%	\$9,814	\$13,829	41%	\$57,159	\$79,670	39%
Village of Bawlf	\$84,230	\$92,378	10%	\$6,686	\$7,387	10%	\$90,916	\$99,765	10%
Village of Beiseker	\$204,158	\$245,284	20%	\$109,271	\$118,304	8%	\$313,430	\$363,588	16%
Village of Benwyn	\$73,925	\$75,735	2%	\$12,354	\$13,080	6%	\$86,279	\$88,815	3%
Village of Big Valley	\$57,540	\$64,384	12%	\$19,214	\$22,565	17%	\$76,754	\$86,946	13%
Village of Bittern Lake	\$57,647	\$62,677	9%	\$8,552	\$9,357	9%	\$66,199	\$72,035	9%
Village of Boyle	\$156,074	\$168,100	8%	\$96,197	\$105,289	9%	\$252,271	\$273,389	8%
Village of Breton	\$106,294	\$121,299	14%	\$41,573	\$44,422	7%	\$147,867	\$165,721	12%
Village of Carbon	\$102,293	\$117,893	15%	\$11,484	\$12,220	6%	\$113,778	\$130,113	14%

Requisitions are actuals, subject to revision
Classification: Public

2025 Education Property Tax Requisition Comparison Report

Municipality	Residential / Farm Land Requisition			Non-Residential Requisition			Total Education Requisition		
	2024	2025	% Change	2024	2025	% Change	2024	2025	% Change
	\$48,404	\$58,953	22%	\$9,539	\$11,983	26%	\$57,943	\$70,936	22%
Village of Champion	\$59,751	\$87,219	46%	\$13,866	\$17,077	23%	\$73,617	\$104,296	42%
Village of Chauvin	\$40,059	\$42,816	7%	\$21,383	\$24,237	13%	\$61,443	\$67,053	9%
Village of Chipman	\$47,300	\$51,912	10%	\$16,261	\$17,871	10%	\$63,561	\$69,783	10%
Village of Clive	\$194,459	\$214,050	10%	\$12,322	\$13,636	11%	\$206,781	\$227,686	10%
Village of Clyde	\$77,161	\$86,993	13%	\$9,832	\$9,822	0%	\$86,993	\$96,815	11%
Village of Consort	\$105,248	\$116,274	10%	\$62,836	\$70,117	12%	\$168,084	\$186,390	11%
Village of Couits	\$37,085	\$42,040	13%	\$35,530	\$42,011	18%	\$72,615	\$84,051	16%
Village of Cowley	\$43,135	\$54,146	26%	\$15,417	\$17,089	11%	\$58,553	\$71,236	22%
Village of Cremona	\$111,326	\$122,020	10%	\$26,963	\$29,397	9%	\$138,289	\$151,416	9%
Village of Czar	\$25,085	\$28,713	14%	\$7,748	\$10,967	42%	\$32,833	\$39,680	21%
Village of Delburne	\$206,633	\$220,020	6%	\$43,829	\$42,883	-2%	\$250,463	\$262,903	5%
Village of Della	\$34,212	\$39,445	15%	\$12,863	\$13,637	6%	\$47,075	\$53,082	13%
Village of Donald	\$31,630	\$35,086	11%	\$5,958	\$6,579	10%	\$37,588	\$41,665	11%
Village of Donnelly	\$49,360	\$54,966	11%	\$8,044	\$8,796	9%	\$57,403	\$63,763	11%
Village of Duchess	\$250,760	\$270,911	8%	\$35,705	\$40,972	15%	\$286,465	\$311,883	9%
Village of Edberg	\$20,445	\$23,160	13%	\$1,265	\$1,514	20%	\$21,711	\$24,674	14%
Village of Edgerton	\$63,662	\$67,381	6%	\$14,104	\$15,890	13%	\$77,766	\$83,271	7%
Village of Elora	\$50,896	\$60,071	18%	\$10,459	\$10,647	2%	\$61,356	\$70,718	15%
Village of Empress	\$18,516	\$19,581	6%	\$6,651	\$6,571	-1%	\$25,167	\$26,152	4%
Village of Foremost	\$110,123	\$132,442	20%	\$43,240	\$50,545	17%	\$153,362	\$182,987	19%
Village of Forestburg	\$148,651	\$162,777	10%	\$37,102	\$38,679	4%	\$185,753	\$201,456	8%
Village of Girouxville	\$33,288	\$36,433	9%	\$10,115	\$10,327	2%	\$43,402	\$46,761	8%
Village of Glendon	\$92,993	\$99,084	7%	\$17,999	\$19,290	7%	\$110,993	\$118,375	7%
Village of Glenwood	\$75,308	\$90,453	20%	\$9,190	\$9,732	6%	\$84,497	\$100,185	19%
Village of Halkirk	\$14,685			\$6,513			\$21,198		
Village of Hay Lakes	\$123,952	\$139,060	12%	\$7,320	\$9,248	26%	\$131,272	\$148,308	13%
Village of Heisler	\$17,266	\$19,492	13%	\$5,182	\$5,825	12%	\$22,448	\$25,316	13%
Village of Hill Spring	\$54,414	\$60,440	11%	\$4,211	\$4,750	13%	\$58,625	\$65,190	11%
Village of Hines Creek	\$34,209	\$35,332	3%	\$20,015	\$21,640	8%	\$54,224	\$56,972	5%
Village of Holden	\$44,248	\$50,417	14%	\$32,543	\$34,896	7%	\$76,791	\$85,313	11%
Village of Hughenden	\$26,637	\$28,084	5%	\$5,880	\$6,641	13%	\$32,517	\$34,725	7%
Village of Hussar	\$30,710	\$35,112	14%	\$10,012	\$11,784	18%	\$40,723	\$46,896	15%
Village of Innisfree	\$24,567	\$28,117	14%	\$11,944	\$13,608	14%	\$36,510	\$41,725	14%
Village of Irma	\$94,487	\$103,158	9%	\$28,797	\$30,672	7%	\$123,284	\$133,830	9%
Village of Kitscoty	\$211,072	\$223,850	6%	\$26,720	\$29,034	9%	\$237,792	\$252,884	6%
Village of Linden	\$168,416	\$200,029	19%	\$65,604	\$71,363	9%	\$234,019	\$271,392	16%
Village of Lomond	\$26,897	\$31,081	16%	\$8,775	\$9,843	12%	\$35,672	\$40,924	15%
Village of Longview	\$133,296	\$157,316	18%	\$48,454	\$52,257	8%	\$181,750	\$209,574	15%
Village of Loughheed	\$32,223	\$34,916	8%	\$18,238	\$19,609	8%	\$50,461	\$54,525	8%
Village of Mannville	\$107,608	\$117,702	9%	\$32,971	\$35,179	7%	\$140,579	\$152,881	9%
Village of Marwayne	\$92,007	\$103,214	12%	\$16,706	\$19,408	16%	\$108,714	\$122,622	13%
Village of Milo	\$23,853	\$29,740	25%	\$12,798	\$14,627	14%	\$36,651	\$44,367	21%

Requisitions are actuals, subject to revision
Classification: Public

2025 Education Property Tax Requisition Comparison Report

Municipality	Residential / Farm Land Requisition		Non-Residential Requisition		Total Education Requisition				
	2024	2025	% Change	2024	2025	% Change	2024	2025	% Change
Village of Morrin	\$34,991	\$39,171	12%	\$4,515	\$5,360	19%	\$39,506	\$44,531	13%
Village of Munson	\$43,099	\$48,199	12%	\$4,950	\$5,534	12%	\$48,050	\$53,733	12%
Village of Myram	\$36,939	\$39,970	8%	\$5,457	\$6,587	21%	\$42,396	\$46,558	10%
Village of Nampa	\$57,385	\$59,957	4%	\$67,853	\$71,282	5%	\$125,238	\$131,239	5%
Village of Paradise Valley	\$21,596	\$23,767	10%	\$5,095	\$5,744	13%	\$26,691	\$29,511	11%
Village of Rockyford	\$64,255	\$72,280	12%	\$23,645	\$26,088	10%	\$87,900	\$98,368	12%
Village of Rosalind	\$31,128	\$35,286	13%	\$9,256	\$10,292	11%	\$40,384	\$45,578	13%
Village of Rosemary	\$73,179	\$77,918	6%	\$8,384	\$10,011	19%	\$81,563	\$87,929	8%
Village of Rycroft	\$68,634	\$91,295	3%	\$94,487	\$99,226	5%	\$183,121	\$190,520	4%
Village of Ryley	\$65,801	\$71,484	9%	\$43,682	\$48,904	12%	\$109,483	\$120,388	10%
Village of Spring Lake	\$373,548	\$424,975	14%	\$11,986	\$13,638	14%	\$385,534	\$438,613	14%
Village of Standard	\$80,933	\$93,175	15%	\$52,180	\$55,237	6%	\$133,113	\$148,411	11%
Village of Stirling	\$294,781	\$346,258	17%	\$14,241	\$16,389	15%	\$309,022	\$362,647	17%
Village of Veteran	\$23,395	\$26,027	11%	\$9,571	\$10,370	8%	\$32,966	\$36,397	10%
Village of Vilna	\$28,541	\$30,806	8%	\$7,727	\$8,895	15%	\$36,268	\$39,701	9%
Village of Warburg	\$122,242	\$135,895	11%	\$41,969	\$44,792	7%	\$164,211	\$180,687	10%
Village of Warner	\$65,587	\$80,346	23%	\$16,418	\$20,411	24%	\$82,005	\$100,757	23%
Village of Waskatenau	\$40,856	\$43,870	7%	\$6,749	\$7,746	15%	\$47,605	\$51,617	8%
Village of Youngstown	\$22,650	\$24,802	10%	\$7,765	\$8,701	12%	\$30,415	\$33,503	10%
Summer Village									
Summer Village of Argentia Beach	\$233,387	\$266,905	14%	\$1,180	\$1,326	12%	\$234,567	\$268,232	14%
Summer Village of Betula Beach	\$80,456	\$96,947	20%	\$215	\$239	11%	\$80,671	\$97,187	20%
Summer Village of Birch Cove	\$36,311	\$41,937	15%	\$207	\$230	11%	\$36,518	\$42,167	15%
Summer Village of Birchcliff	\$509,079	\$572,211	12%	\$7,128	\$7,674	8%	\$516,207	\$579,885	12%
Summer Village of Bondiess	\$170,894	\$194,473	14%	\$2,877	\$3,402	18%	\$173,770	\$197,875	14%
Summer Village of Bonnyville Beach	\$68,232	\$72,907	7%	\$667	\$733	10%	\$68,899	\$73,641	7%
Summer Village of Burnstick Lake	\$53,970	\$76,288	41%	\$131	\$150	14%	\$54,101	\$76,437	41%
Summer Village of Castle Island	\$35,579	\$37,112	4%	\$62	\$70	13%	\$35,641	\$37,182	4%
Summer Village of Crystal Springs	\$238,164	\$267,321	12%	\$1,208	\$1,341	11%	\$239,372	\$268,662	12%
Summer Village of Ghost Lake	\$126,210	\$156,277	24%	\$263	\$282	7%	\$126,472	\$156,559	24%
Summer Village of Golden Days	\$367,537	\$419,422	14%	\$3,258	\$3,258	0%	\$370,795	\$422,680	14%
Summer Village of Grandview	\$269,308	\$322,822	22%	\$1,076	\$1,222	14%	\$268,384	\$324,045	22%
Summer Village of Gull Lake	\$269,295	\$314,039	17%	\$4,504	\$5,412	20%	\$273,799	\$319,450	17%
Summer Village of Half Moon Bay	\$121,653	\$130,500	7%	\$157	\$180	14%	\$121,810	\$130,680	7%
Summer Village of Horseshoe Bay	\$42,270	\$45,515	8%	\$727	\$808	11%	\$42,997	\$46,323	8%
Summer Village of Island Lake	\$300,691	\$349,645	16%	\$2,611	\$3,237	24%	\$303,302	\$352,882	16%
Summer Village of Island Lake South	\$82,853	\$91,599	11%	\$408	\$456	12%	\$83,262	\$92,055	11%
Summer Village of Itaska Beach	\$124,501	\$137,429	10%	\$583	\$642	10%	\$125,084	\$138,070	10%
Summer Village of Jarvis Bay	\$490,062	\$575,535	17%	\$1,387	\$1,558	12%	\$491,449	\$577,092	17%
Summer Village of Kapasiwin	\$87,853	\$94,742	8%	\$317	\$347	9%	\$88,170	\$95,089	8%
Summer Village of Lakeview	\$46,094	\$55,272	20%	\$256	\$292	14%	\$46,340	\$55,564	20%
Summer Village of Lakespur	\$88,448	\$98,107	11%	\$220	\$240	9%	\$88,668	\$98,346	11%
Summer Village of Mia-Me-O Beach	\$272,676	\$287,565	5%	\$7,797	\$8,247	6%	\$280,473	\$295,811	5%

Requisitions are actuals, subject to revision
Classification: Public

2025 Education Property Tax Requisition Comparison Report

Municipality	Residential / Farm Land Requisition		Non-Residential Requisition		Total Education Requisition				
	2024	2025	% Change	2024	2025	% Change	2024	2025	% Change
City of Airdrie	\$32,676,721	\$40,805,964	25%	\$7,511,823	\$8,908,827	19%	\$40,188,545	\$49,714,781	24%
City of Beaumont	\$8,754,927	\$10,279,535	17%	\$941,561	\$1,075,964	14%	\$9,696,488	\$11,355,500	17%
City of Brooks	\$2,922,626	\$3,197,756	9%	\$1,245,129	\$1,331,680	7%	\$4,167,755	\$4,529,436	9%
City of Calgary	\$662,592,617	\$790,698,938	19%	\$218,956,754	\$246,642,379	13%	\$881,549,371	\$1,037,341,317	18%
City of Camrose	\$5,706,740	\$6,369,265	12%	\$2,395,051	\$2,602,544	9%	\$8,101,791	\$8,971,809	11%
City of Chestermere	\$12,471,769	\$16,199,231	30%	\$898,257	\$1,100,498	23%	\$13,370,026	\$17,299,728	29%
City of Cold Lake	\$4,333,490	\$4,985,053	15%	\$2,250,679	\$2,494,154	11%	\$6,584,170	\$7,459,208	13%
City of Edmonton	\$376,410,720	\$411,115,425	9%	\$152,709,073	\$164,041,580	7%	\$529,119,793	\$575,157,005	9%
City of Fort Saskatchewan	\$10,595,208	\$11,991,264	13%	\$4,936,892	\$5,538,948	12%	\$15,532,100	\$17,530,212	13%
City of Grande Prairie	\$18,324,596	\$20,103,995	10%	\$11,818,731	\$12,679,645	7%	\$30,143,327	\$32,783,641	9%
City of Lacombe	\$4,114,518	\$4,683,149	14%	\$1,315,723	\$1,546,049	18%	\$5,430,241	\$6,229,198	15%
City of Leduc	\$12,014,226	\$13,877,339	16%	\$8,093,219	\$9,565,323	18%	\$20,107,445	\$23,442,662	17%
City of Lethbridge	\$32,216,642	\$36,528,257	13%	\$11,640,476	\$13,377,829	15%	\$43,857,118	\$49,906,086	14%
City of Lloydminster	\$5,541,443	\$6,079,283	10%	\$4,042,364	\$4,433,079	10%	\$9,583,808	\$10,512,362	10%
City of Medicine Hat	\$20,260,317	\$22,491,557	11%	\$6,535,656	\$7,437,516	14%	\$26,795,973	\$29,929,073	12%
City of Red Deer	\$30,998,165	\$34,713,671	12%	\$14,008,329	\$15,291,018	9%	\$45,006,494	\$50,004,689	11%
City of Spruce Grove	\$14,515,474	\$16,553,065	14%	\$4,551,525	\$5,171,599	14%	\$19,066,999	\$21,724,664	14%
City of St. Albert	\$30,468,863	\$33,797,441	11%	\$7,729,758	\$8,571,041	11%	\$38,198,621	\$42,368,481	11%
City of Wetaskiwin	\$2,649,107	\$2,926,303	10%	\$1,333,280	\$1,436,688	8%	\$3,982,386	\$4,362,991	10%
Specialized Municipality									
Lac La Biche County	\$3,402,910	\$3,748,401	10%	\$6,876,399	\$7,598,780	11%	\$10,279,309	\$11,347,181	10%
Mackenzie County	\$3,268,046	\$3,728,460	14%	\$3,460,652	\$3,759,748	9%	\$6,728,698	\$7,488,208	11%
Municipality of Crowsnest Pass	\$2,845,014	\$3,415,101	20%	\$652,417	\$728,785	12%	\$3,497,431	\$4,143,885	18%
Municipality of Jasper	\$2,897,656	\$3,244,828	12%	\$2,870,879	\$3,435,565	20%	\$5,768,534	\$6,680,393	16%
Regional Municipality of Wood Buffalo	\$25,588,211	\$26,818,348	5%	\$44,973,467	\$49,007,432	9%	\$70,561,678	\$75,825,781	7%
Strathcona County	\$49,559,018	\$55,303,202	12%	\$23,807,109	\$27,576,981	16%	\$73,366,127	\$82,880,183	13%
Municipal District									
Athabasca County	\$2,968,750	\$3,314,562	12%	\$2,935,244	\$3,141,602	7%	\$5,903,993	\$6,456,165	9%
Beaver County	\$2,127,932	\$2,369,081	11%	\$1,707,543	\$1,847,370	8%	\$3,835,475	\$4,216,451	10%
Big Lakes County	\$1,588,207	\$1,819,359	15%	\$3,445,321	\$3,862,452	12%	\$5,033,528	\$5,681,811	13%
Birch Hills County	\$297,581	\$326,293	10%	\$478,049	\$478,783	0%	\$775,630	\$805,076	4%
Brazeau County	\$2,737,950	\$3,083,062	13%	\$7,336,337	\$8,195,680	12%	\$10,074,287	\$11,278,741	12%
Camrose County	\$3,797,777	\$4,261,631	12%	\$2,090,341	\$2,274,726	9%	\$5,888,118	\$6,536,357	11%
Cardston County	\$1,685,667	\$2,104,898	25%	\$341,693	\$386,567	13%	\$2,027,360	\$2,491,465	23%
Clear Hills County	\$546,825	\$629,296	15%	\$2,559,575	\$2,776,630	8%	\$3,106,401	\$3,405,926	10%
Clearwater County	\$5,085,847	\$5,911,264	16%	\$4,021,592	\$4,570,105	14%	\$18,995,973	\$21,612,368	14%
County of Barrhead No. 11	\$2,124,431	\$2,333,529	10%	\$637,472	\$775,048	22%	\$2,761,903	\$3,108,577	13%
County of Forty Mile No. 8	\$1,326,654	\$1,432,634	8%	\$879,141	\$885,612	1%	\$2,205,795	\$2,318,247	5%
County of Grande Prairie No. 1	\$11,607,927	\$12,861,368	11%	\$4,419,704	\$5,807,044	33%	\$26,027,632	\$28,668,412	10%
County of Minburn No. 27	\$1,056,824	\$1,171,345	11%	\$1,367,655	\$1,508,893	10%	\$2,424,478	\$2,680,238	11%
County of Newell	\$2,636,382	\$3,011,645	14%	\$9,258,318	\$10,054,070	9%	\$11,894,699	\$13,065,715	10%

Requisitions are actuals, subject to revision
Classification: Public

1
Requisition Amounts Based on Jan 31, 2025 Assessment Data

2025 Education Property Tax Requisition Comparison Report

Municipality	Residential / Farm Land Requisition			Non-Residential Requisition			Total Education Requisition		
	2024	2025	% Change	2024	2025	% Change	2024	2025	% Change
County of Northern Lights	\$1,163,594	\$1,318,339	13%	\$2,357,154	\$2,465,897	5%	\$3,520,748	\$3,784,236	7%
County of Paintearth No. 18	\$607,198	\$674,528	11%	\$1,518,731	\$1,640,601	8%	\$2,125,929	\$2,315,129	9%
County of St. Paul No. 19	\$2,716,097	\$3,023,206	11%	\$1,675,231	\$1,820,102	9%	\$4,391,327	\$4,843,307	10%
County of Stettler No. 6	\$2,178,165	\$2,506,532	15%	\$1,969,009	\$2,155,166	9%	\$4,147,174	\$4,661,699	12%
County of Two Hills No. 21	\$1,128,952	\$1,267,303	12%	\$538,400	\$567,641	5%	\$1,667,352	\$1,834,944	10%
County of Vermilion River	\$3,105,239	\$3,504,031	13%	\$3,607,692	\$3,922,259	9%	\$6,712,931	\$7,426,290	11%
County of Warner No. 5	\$1,377,310	\$1,576,481	14%	\$763,665	\$831,683	9%	\$2,140,976	\$2,408,164	12%
County of Wetaskiwin No. 10	\$5,534,040	\$6,361,900	15%	\$2,571,375	\$2,697,651	5%	\$8,105,416	\$9,059,560	12%
Cypress County	\$4,164,065	\$4,756,597	14%	\$9,165,422	\$9,980,926	9%	\$13,329,487	\$14,737,523	11%
Flagsiaff County	\$1,385,419	\$1,524,706	10%	\$2,296,911	\$2,465,257	7%	\$3,682,330	\$3,989,962	8%
Foothills County	\$20,718,315	\$24,817,686	20%	\$4,018,897	\$4,479,153	12%	\$24,735,212	\$29,296,839	18%
Kneehill County	\$1,919,588	\$2,234,421	16%	\$3,653,309	\$4,034,251	10%	\$5,572,896	\$6,268,673	12%
Lac Ste. Anne County	\$4,767,410	\$5,334,125	12%	\$1,299,875	\$1,435,830	10%	\$6,067,284	\$6,769,955	12%
Lacombe County	\$5,610,186	\$6,213,691	11%	\$7,250,909	\$7,833,466	8%	\$12,861,095	\$14,047,157	9%
Lamont County	\$1,559,287	\$1,727,462	11%	\$1,763,676	\$1,968,153	11%	\$3,322,963	\$3,685,614	11%
Leduc County	\$8,159,017	\$9,442,769	16%	\$20,320,932	\$23,628,449	16%	\$28,479,949	\$33,071,219	16%
Lethbridge County	\$3,698,818	\$4,187,551	13%	\$2,643,677	\$2,963,143	12%	\$6,342,496	\$7,150,694	13%
Mountain View County	\$7,735,673	\$9,098,245	18%	\$6,284,415	\$6,923,038	10%	\$14,020,087	\$16,021,283	14%
Municipal District of Acadia No. 34	\$184,219	\$198,106	8%	\$38,429	\$47,746	24%	\$222,648	\$245,852	10%
Municipal District of Bighorn No. 8	\$1,805,415	\$2,140,349	19%	\$1,755,884	\$2,030,637	16%	\$3,561,299	\$4,170,986	17%
Municipal District of Bonnyville No. 87	\$5,005,435	\$5,676,433	13%	\$12,176,155	\$13,366,783	10%	\$17,181,590	\$19,043,216	11%
Municipal District of Fairview No. 136	\$515,720	\$547,243	6%	\$453,223	\$504,090	11%	\$968,943	\$1,051,332	9%
Municipal District of Greenview No. 16	\$2,854,277	\$3,296,919	16%	\$29,122,178	\$32,658,178	12%	\$31,976,455	\$35,955,097	12%
Municipal District of Lesser Slave River No. 124	\$1,442,011	\$1,582,612	10%	\$2,611,656	\$3,016,477	16%	\$4,053,667	\$4,599,089	13%
Municipal District of Opportunity No. 17	\$682,373	\$734,631	8%	\$8,299,570	\$9,291,968	12%	\$8,981,943	\$10,026,599	12%
Municipal District of Peace No. 135	\$487,302	\$551,075	13%	\$436,111	\$439,013	1%	\$923,413	\$990,088	7%
Municipal District of Pincher Creek No. 9	\$1,935,495	\$2,306,550	19%	\$1,234,671	\$1,355,159	10%	\$3,170,165	\$3,661,708	16%
Municipal District of Provost No. 52	\$774,826	\$846,255	9%	\$4,135,144	\$4,529,243	10%	\$4,909,970	\$5,375,497	9%
Municipal District of Ranchland No. 66	\$69,910	\$79,213	13%	\$562,190	\$607,009	8%	\$632,100	\$686,222	9%
Municipal District of Smoky River No. 130	\$627,528	\$708,827	13%	\$820,142	\$925,736	13%	\$1,447,670	\$1,634,563	13%
Municipal District of Spirit River No. 133	\$218,076	\$247,068	13%	\$436,310	\$556,133	27%	\$654,387	\$803,201	23%
Municipal District of Taber	\$2,461,894	\$2,939,243	19%	\$2,977,866	\$3,271,695	10%	\$5,439,700	\$6,210,938	14%
Municipal District of Wainwright No. 61	\$1,870,314	\$2,036,211	9%	\$4,439,593	\$4,992,764	12%	\$6,309,897	\$7,028,975	11%
Municipal District of Willow Creek No. 26	\$2,481,124	\$3,018,965	22%	\$1,658,119	\$1,866,268	13%	\$4,139,243	\$4,885,234	18%
Northern Sunrise County	\$626,390	\$681,246	9%	\$4,598,306	\$4,984,628	8%	\$5,224,696	\$5,665,873	8%
Parkland County	\$18,079,142	\$20,338,767	12%	\$12,638,309	\$13,866,868	10%	\$30,717,451	\$34,205,635	11%
Ponoka County	\$4,744,959	\$5,612,733	18%	\$3,680,077	\$4,109,553	12%	\$8,425,035	\$9,722,286	15%
Red Deer County	\$10,558,862	\$12,203,080	16%	\$8,991,886	\$9,829,912	9%	\$19,550,768	\$22,032,992	13%
Rocky View County	\$38,920,613	\$47,862,361	23%	\$23,236,941	\$29,811,930	28%	\$62,157,553	\$77,674,291	25%
Saddle Hills County	\$513,541	\$657,511	28%	\$6,672,392	\$7,558,362	13%	\$7,185,933	\$8,215,873	14%
Smoky Lake County	\$1,043,840	\$1,209,203	16%	\$1,048,058	\$1,180,297	13%	\$2,091,898	\$2,389,500	14%
Stanford County	\$616,057	\$713,053	16%	\$1,341,942	\$1,468,496	9%	\$1,957,998	\$2,181,548	11%
Sturgeon County	\$10,951,968	\$12,344,569	13%	\$9,175,271	\$10,047,558	10%	\$20,127,239	\$22,392,127	11%

Requisitions are actuals, subject to revision
Classification: Public

2025 Education Property Tax Requisition Comparison Report

Municipality	Residential / Farm Land Requisition		Non-Residential Requisition		Total Education Requisition	
	2024	% Change	2024	% Change	2024	% Change
Thorild County	\$1,143,781	9%	\$1,296,708	9%	\$2,440,489	9%
Vulcan County	\$2,024,349	21%	\$1,564,558	12%	\$3,588,907	17%
Westlock County	\$2,255,121	13%	\$633,448	12%	\$2,819,632	13%
Wheatland County	\$4,122,594	17%	\$6,645,007	10%	\$10,767,601	13%
Woodlands County	\$2,041,854	13%	\$3,290,161	12%	\$5,332,015	13%
Yellowhead County	\$4,577,378	6%	\$22,438,768	13%	\$27,016,146	12%
Town						
Town of Athabasca	\$673,705	9%	\$407,866	5%	\$1,081,571	8%
Town of Banff	\$5,452,073	13%	\$4,891,651	48%	\$10,343,724	29%
Town of Barrhead	\$974,653	12%	\$450,923	10%	\$1,425,576	11%
Town of Bashaw	\$156,921	16%	\$67,935	18%	\$224,856	16%
Town of Bassano	\$233,950	13%	\$113,893	22%	\$347,843	16%
Town of Beaverlodge	\$596,683	9%	\$244,276	12%	\$840,959	9%
Town of Bentley	\$250,394	10%	\$57,414	3%	\$307,809	9%
Town of Blackfalds	\$3,261,920	14%	\$611,935	15%	\$3,873,855	14%
Town of Bon Accord	\$385,872	6%	\$28,429	15%	\$414,300	6%
Town of Bonnyville	\$1,519,070	4%	\$1,317,668	4%	\$2,836,738	4%
Town of Bow Island	\$373,506	8%	\$183,991	12%	\$557,497	10%
Town of Bowden	\$271,677	12%	\$58,369	10%	\$330,046	12%
Town of Bruderheim	\$363,604	10%	\$70,745	11%	\$434,349	10%
Town of Camar	\$618,465	9%	\$187,788	14%	\$806,253	10%
Town of Camrose	\$23,913,325	16%	\$6,438,454	24%	\$30,351,778	18%
Town of Cardston	\$898,811	11%	\$180,488	19%	\$1,079,299	12%
Town of Carstairs	\$1,910,780	17%	\$255,532	11%	\$2,166,312	16%
Town of Castor	\$162,370	11%	\$63,449	14%	\$215,819	12%
Town of Claresholm	\$1,069,376	17%	\$381,473	11%	\$1,450,849	15%
Town of Coaldale	\$2,761,332	18%	\$673,399	24%	\$3,434,732	19%
Town of Coalhurst	\$797,268	15%	\$55,482	11%	\$852,750	14%
Town of Cochrane	\$16,990,384	26%	\$2,577,223	12%	\$19,567,606	24%
Town of Coronation	\$142,829	11%	\$83,519	11%	\$226,348	11%
Town of Crossfield	\$1,389,235	22%	\$717,281	16%	\$2,106,516	20%
Town of Daysland	\$194,940	11%	\$28,246	6%	\$223,185	10%
Town of Devon	\$2,127,248	12%	\$492,293	7%	\$2,619,541	11%
Town of Diamond Valley	\$2,208,310	25%	\$316,360	15%	\$2,524,671	24%
Town of Didsbury	\$1,521,057	14%	\$307,636	16%	\$1,828,694	15%
Town of Drayton Valley	\$1,775,121	14%	\$1,714,259	12%	\$3,489,381	13%
Town of Drumheller	\$1,814,112	14%	\$877,638	13%	\$2,691,750	14%
Town of Eckville	\$247,955	8%	\$80,853	14%	\$328,809	9%
Town of Edson	\$2,243,943	9%	\$1,512,476	10%	\$3,756,419	9%
Town of Elk Point	\$269,770	4%	\$159,710	7%	\$429,480	5%
Town of Fairview	\$571,989	6%	\$250,629	10%	\$822,618	7%
Town of Falher	\$145,054	8%	\$100,790	10%	\$245,844	9%
Town of Fort Macleod	\$869,224	17%	\$526,464	16%	\$1,395,688	16%

Requisitions are actuals, subject to revision

Classification: Public

2025 Education Property Tax Requisition Comparison Report

Municipality	Residential / Farm Land Requisition			Non-Residential Requisition			Total Education Requisition		
	2024	2025	% Change	2024	2025	% Change	2024	2025	% Change
Town of Fox Creek	\$504,733	\$503,588	0%	\$576,444	\$575,761	0%	\$1,081,177	\$1,079,349	0%
Town of Gibbons	\$901,128	\$996,373	11%	\$118,711	\$146,924	24%	\$1,019,840	\$1,143,297	12%
Town of Grimshaw	\$538,354	\$569,588	6%	\$188,597	\$181,690	-4%	\$726,951	\$745,087	3%
Town of Hanna	\$429,952	\$492,715	15%	\$235,065	\$252,372	7%	\$665,017	\$745,087	12%
Town of Hardisty	\$174,968	\$189,827	8%	\$112,379	\$117,531	5%	\$287,348	\$307,358	7%
Town of High Level	\$647,561	\$745,421	15%	\$775,817	\$869,788	12%	\$1,423,378	\$1,615,209	13%
Town of High Prairie	\$463,008	\$507,551	10%	\$416,569	\$452,358	9%	\$879,577	\$959,909	9%
Town of High River	\$2,903,719	\$3,248,988	12%	\$1,258,625	\$1,425,533	13%	\$6,444,304	\$7,688,400	19%
Town of Hinton	\$2,163,212	\$2,454,357	13%	\$973,022	\$1,061,323	9%	\$4,634,213	\$5,146,024	11%
Town of Irricana	\$335,782	\$400,812	19%	\$31,470	\$33,800	7%	\$367,252	\$434,612	18%
Town of Kamour	\$184,519	\$201,804	9%	\$87,769	\$90,729	3%	\$272,289	\$292,534	7%
Town of Lamont	\$348,707	\$392,648	13%	\$104,466	\$109,447	5%	\$453,173	\$502,095	11%
Town of Legal	\$316,271	\$333,739	6%	\$32,996	\$36,812	12%	\$349,267	\$370,551	6%
Town of Magrath	\$638,897	\$744,423	17%	\$62,836	\$73,655	17%	\$701,733	\$818,079	17%
Town of Manning	\$227,713	\$245,891	8%	\$104,782	\$117,904	13%	\$332,495	\$363,795	9%
Town of Mayerthorpe	\$198,045	\$211,689	7%	\$102,394	\$105,880	3%	\$300,440	\$317,569	6%
Town of McLennan	\$79,379	\$66,129	9%	\$36,440	\$43,818	20%	\$115,819	\$129,947	12%
Town of Milk River	\$163,614	\$199,252	22%	\$42,209	\$48,759	16%	\$205,823	\$248,011	20%
Town of Millet	\$515,036	\$568,429	10%	\$129,356	\$168,955	31%	\$644,392	\$737,384	14%
Town of Morinville	\$3,097,155	\$3,500,557	13%	\$694,330	\$753,169	8%	\$3,791,484	\$4,253,725	12%
Town of Mundare	\$217,819	\$239,213	10%	\$52,965	\$56,443	7%	\$270,784	\$295,655	9%
Town of Nanton	\$691,299	\$847,683	23%	\$227,315	\$273,998	21%	\$918,614	\$1,121,681	22%
Town of Nobleford	\$346,672	\$414,409	20%	\$146,866	\$178,593	22%	\$493,538	\$593,002	20%
Town of Okotoks	\$13,779,201	\$17,010,168	23%	\$2,967,871	\$3,560,904	20%	\$16,747,072	\$20,571,072	23%
Town of Olds	\$3,184,858	\$3,750,666	18%	\$1,465,506	\$1,488,898	0%	\$4,650,364	\$5,219,563	12%
Town of Onoway	\$216,104	\$239,271	11%	\$140,242	\$134,295	-4%	\$356,346	\$373,566	5%
Town of Oyen	\$180,943	\$199,680	10%	\$81,592	\$101,503	24%	\$262,536	\$301,184	15%
Town of Peace River	\$1,662,202	\$1,750,544	5%	\$1,006,007	\$1,040,072	3%	\$2,668,209	\$2,790,616	5%
Town of Penhold	\$1,021,712	\$1,143,774	12%	\$152,701	\$180,175	18%	\$1,174,413	\$1,323,950	13%
Town of Picture Butte	\$472,143	\$557,869	18%	\$151,248	\$177,088	17%	\$623,390	\$734,957	18%
Town of Pincher Creek	\$973,274	\$1,189,883	22%	\$469,681	\$561,301	20%	\$1,442,955	\$1,751,185	21%
Town of Ponoka	\$1,776,801	\$1,986,442	12%	\$725,492	\$786,222	8%	\$2,502,293	\$2,772,664	11%
Town of Provost	\$364,151	\$391,494	8%	\$246,407	\$269,682	9%	\$610,558	\$661,176	8%
Town of Rainbow Lake	\$40,982	\$44,887	10%	\$49,354	\$52,583	7%	\$90,336	\$97,471	8%
Town of Raymond	\$992,896	\$1,174,077	18%	\$107,995	\$121,051	12%	\$1,100,891	\$1,295,127	18%
Town of Redcliff	\$1,554,017	\$1,733,801	12%	\$787,411	\$868,553	10%	\$2,341,428	\$2,602,354	11%
Town of Redwater	\$534,777	\$576,910	8%	\$338,658	\$353,488	4%	\$873,435	\$930,397	7%
Town of Rimbey	\$613,977	\$679,488	11%	\$309,420	\$355,264	15%	\$923,397	\$1,034,751	12%
Town of Rocky Mountain House	\$1,808,759	\$2,047,210	13%	\$1,064,113	\$1,167,426	10%	\$2,872,872	\$3,214,636	12%
Town of Sedgewick	\$183,204	\$198,272	8%	\$69,687	\$75,688	9%	\$252,891	\$273,960	8%
Town of Sexsmith	\$681,162	\$748,870	10%	\$192,410	\$203,172	6%	\$873,572	\$952,043	9%
Town of Slave Lake	\$1,629,791	\$1,796,707	10%	\$949,735	\$1,018,839	7%	\$2,579,526	\$2,815,547	9%
Town of Smoky Lake	\$197,093	\$223,157	13%	\$74,691	\$84,708	13%	\$271,784	\$307,865	13%

Requisitions are actuals, subject to revision
Classification: Public

Colleen Mayne

From: Clint Sime <csime@stettlercounty.ca>
Sent: April 8, 2025 1:30 PM
To: Yvette Cassidy; Town of Stettler; Colleen Mayne; cao@village.donalda.ab.ca; Summer Village of Rochon Sands (info@rochonsands.net); Summer Village of White Sands
Cc: Andrew Brysiuk
Subject: FW: Information for Local Authorities re: EMA Amendments and Bill 49
Attachments: 2025-04-07_EMAMendments_Public_FactSheet.pdf

Good Afternoon,

Please see the below email and attachment from our Regional Field Officer regarding Emergency Management Act updates and the proposed Bill 49.

Thank you,

Clint Sime
Manager of Protective Services
Director of Emergency Management
County of Stettler

t: 403-742-4441 x 164
c: 403-741-6133
f: 403-742-1277
e: csime@stettlercounty.ca
w: www.stettlercounty.ca

Follow us: [Facebook](#) | [Twitter](#) | [YouTube](#) | [RSS](#)

 Please consider the environment before printing this email.

From: Lorne F Thompson <Lorne.F.Thompson@gov.ab.ca>
Sent: April 8, 2025 1:24 PM
To: Lorne F Thompson <Lorne.F.Thompson@gov.ab.ca>; Gord Buhr <Gord.Buhr@gov.ab.ca>
Subject: Information for Local Authorities re: EMA Amendments and Bill 49

All AEMA Central Region DEM's/DDEM's have been bcc'd with this e-mail

Good afternoon;

On April 7, 2025, Minister Ellis introduced the *Public Safety and Emergency Services Statutes Amendment Act* which includes changes to the *Emergency Management Act* and its regulations. To ensure that all stakeholders are informed of the forthcoming changes, the attached fact sheet provides an overview of key changes to the *Emergency Management Act* and highlights potential changes to emergency management regulations that will follow.

Additional information is available online at: <https://www.alberta.ca/release.cfm?xID=93102AF537314-E650-0609-20024F3E6D75618C>

Communities with any questions or require additional information, may reach out to the AEMA policy team at pses.aemapolicy@gov.ab.ca

Thank you for your continued commitment to keeping Albertans and their communities safe.

Regards,

Lorne Thompson, CBCP/SCO Fire
Regional Field Officer, Central Region
Alberta Emergency Management Agency
Ministry of Public Safety and Emergency Services



Classification: Protected A

Amendments: Alberta *Emergency Management Act* and Regulations

Highlights

Amendments to the *Emergency Management Act* (EMA) and its supporting regulations will reinforce the province's commitment to protecting individual rights, improving transparency and strengthening accountability. These amendments ensure Albertans are informed and supported during response and recovery from emergencies and disasters.

Key changes include:

- An amended definition of an emergency under the EMA
- A new preamble for the EMA
- A new ministerial duty to consult before exercising extraordinary powers during a state of emergency
- New communication requirements during emergencies
- Enabling mitigation funding through a community's recovery

Improving Transparency and Accountability

Protecting Personal Rights and Freedoms

Emergency Definition

New criteria of "sudden" and "temporary" have been added to the definition of emergency.

This increases the threshold required to make an emergency declaration, both provincially and by local authorities, enabling access to the extraordinary powers provided under the Act. This prevents their misuse and ensures that emergency powers are not exercised for non-emergency events or as a tool of convenience.

Reference: EMA, s. 1(1)(f)

Preamble

A preamble will recognize that emergencies require swift coordination and regulations to protect people, property and the environment. The preamble ensures that officials are mindful of individual rights when interpreting and applying the Act, reinforcing the importance of balancing the rights and freedoms of Albertans.

Reference: EMA, Preamble

Minister to consult before exercising emergency powers

Prior to the exercise of emergency powers, assuming control of a state of local emergency, or delegating ministerial powers to another person, the Minister is now required to consult with one of the following

- Premier, or
- Executive Council or
- Cabinet Committee, where one exists.

Exceptions:

- Consultation is not required if it is impracticable to protect the safety, health or welfare of people or to limit damage to property or the environment.

- Consultation requirement does not extend to the Managing Director of the AEMA, or any other person authorized by the Minister to exercise emergency powers, as oversight is already in place as the Minister is required to delegate and empower these individuals during a provincial response.

Reference: EMA, s. 18.1

Public communication during declarations of State of Emergency or State of Local Emergency

The Minister must publish emergency orders

The Minister must publish details of all relevant orders as soon as practicable using any methods likely to inform those most affected. This amendment formalizes existing best practices and ensures transparency of government action. This new requirement applies to orders related to:

- Control or prohibition of travel, or
- Restoration of essential facilities or distribution of essential supplies, or
- Evacuations, or
- Procuring or fixing prices of goods and services.

Reference: EMA, s. 19(7.1)

Local authorities must publish details regarding the exercise of emergency powers

Local authorities must publish details of emergency powers exercised, as soon as practicable. This codifies current operational practices. This requirement applies to exercise of powers related to:

- Control or prohibition of travel, or
- Restoration of essential facilities or distribution of essential supplies, or
- Evacuations, or
- Procuring or fixing prices of goods and services.

Reference: EMA, s. 24(1.001)

Enhanced Planning and Preparedness

Planned regulatory amendments are being considered, where over the course of the next two years local authorities must comply with new emergency plan requirements in support of public safety and disaster risk reduction.

Evacuation Planning

To facilitate safe evacuations and help communities prepare for large-scale evacuations, changes are being considered to require local authority emergency plans to include evacuation plans that identify routes, destinations and communication methods and more.

Reference: Local Authority Emergency Management Regulation (LEMR)

Mitigation Planning

To support long-term reduction of disaster costs and impacts, changes are being considered to require local authority emergency plans to include mitigation strategies informed by their already required hazard and risk assessments.

Reference: LEMR

Enhancing Disaster Recovery

Enabling post-disaster Mitigation

Planned amendments will expand the ability to provide mitigation funding to a broader range of hazards than just flooding and will enable mitigation funding to be disbursed through Alberta's disaster financial assistance programs under the Disaster Recovery Regulation (DRR). This will help communities build resilience during rebuilding and reconstruction and keep Alberta in alignment with federal Disaster Financial Assistance Arrangement Guidelines, which came into effect on April 1, 2025.

Reference: EMA, s. 6(c.1) & (c.11); DRR

Establishing directives and defining those eligible for disaster financial assistance.

Changes will allow the Minister to establish or modify directives for financial assistance relating to:

- The assessment of damages or loss from disasters
- Provision of hazard mitigation funding; and
- Costs incurred for emergency operations.

Transitional and retroactivity provisions, along with directives and guidelines, ensure a smooth application of rules before and after April 1, 2025.

Reference: EMA, s. 7.01, 7.02 & 6(c.11)

Modernizing the Disaster Recovery Regulation

Defining disaster assistance appeals

Planned amendments would improve government transparency by clarifying the appeals process available to public and private sector applicants.

Reference: DRR

Clarifying and streamlining disaster financial assistance programs

Additional planned amendments would clarify the intent of the Government of Alberta's disaster financial assistance programs, ensuring that disaster financial assistance programs are reserved for events for which insurance was not adequate and available. The term "financial assistance" ensures payments made to help offset the financial impacts of a disaster and reduce perceptions or expectations of full reimbursement for disaster-related costs.

Planned changes to the regulation will also remove the distinction between localized and widespread disasters, reflecting current operational practice.

Reference: DRR

Additional and Consequential Amendments

Retroactivity

To ensure there is no legislative gap between April 1, 2025, when the federal Disaster Financial Assistance Arrangements (DFAA) take effect, and the passing of the EMA amendments, the retroactive provision clarifies the governance of disaster programs.

It specifies which version of the Act and Regulations applies to emergencies before and after April 1, 2025, facilitating Alberta's access to the federal disaster cost reimbursement.

Example:

- Funding for mitigation will be available for eligible events occurring on or after April 1, 2025, in accordance with the provisions of the amended EMA and the DRR, regardless of whether the EMA amendments have passed or the DRR amendments have been enacted.
- Eligible events occurring before April 1, 2025, will be governed in accordance with the former version of the Act, also notwithstanding the EMA amendments have not passed.

Reference: EMA, s. 6.1

Administrative

Several administrative amendments have also been made to modernize the Act and regulations, changes help ensure those accountabilities are properly referenced and reflective of current Government of Alberta practices and position titles. These changes do not introduce any new operational requirements.

Administrative changes	Reference
Use of "financial or other assistance" instead of "compensation"	EMA s. 6(1) (c), 7(1) (a) DRR
Renaming "Disaster Recovery Program" to "Program for financial or other assistance"	EMA s. 6(1) (c.2) DRR
Improve flow and readability	EMA s. 21(3.1), 21 (3.2), 22 (1), 22(4)
Consequential amendment – section references	EMA s. 22 (5), 24 (1.012)
Updating position title to "Executive Director" of Recovery	DRR
"Alberta Public Safety Agency" updated to "Alberta Emergency Management Agency"	DRR

March 21, 2025

To whom it may concern,

Re: Alberta Disability Services Professional Appreciation Week:

I am writing this letter in my capacity as Board President of the Alberta Disability Worker Association (ADWA) to bring awareness to a matter of significance.

The Alberta Disability Workers Association (ADWA) is the established professional voice and advocate for the 15,000+ professionals employed in Community Disability Services (CDS) across the Province of Alberta. ADWA was formed in 2010, and one of our important roles is to heighten Albertans' awareness of our essential and valuable workforce by publicly recognizing the positive impact the profession has on the lives of people with disabilities, their families, and the overall community. ADWA is a professional association, not a union; our members are Community Disability Service professionals who voluntarily register for membership.


In 2023 the Minister of Seniors, Community and Social Services, declared the third week in May, starting on Monday, as the Alberta Community Disability Services Professional Appreciation week. This declaration, which as of 2024 has been enacted in perpetuity (3rd Monday in May), is a testament to the unwavering dedication and invaluable contributions made by disability service professionals in our communities.

I respectfully request that where possible Alberta's municipalities join ADWA in acknowledging this significant occasion. By doing so, we can collectively raise awareness about the essential role that Community Disability Services Professionals play in enhancing the lives of individuals with disabilities who live, work, and play in communities, across Alberta. One example of acknowledgement is that we are hoping municipalities will "*light up with the colour orange*", or for municipalities to join the provincial government in declaring the week, or a portion of the week, in recognition of Alberta Community Disability Services Professionals across the province.

Your support in this initiative would not only serve to honor the dedicated professionals working in disability services but also encourage a more inclusive and understanding societal ethos.

Thank you in advance for your consideration.

All the best,



Alexander Stoye
Board President
Alberta Disability Workers Association (ADWA)

March 21, 2025

Ms. Colleen Mayne
Chief Administrative Officer
Village of Big Valley
PO Box 236, Big Valley, AB T0J0G0

Dear Ms. Mayne:


This letter is an annual notification of the Government of Alberta's legislation for collecting a municipality's policing cost share under the Police Funding Model (PFM) Regulation. Through a system of shared responsibility between the government and municipalities, a portion of the costs of frontline policing is allotted back to each municipality based on a number of factors: population, equalized assessment, crime severity, shadow population, and detachment location.

As per the Police Funding Model (PFM) Regulation, each municipality will contribute a portion of frontline policing costs based on a 30 per cent cost recovery for the fiscal year 2024-25. Total revenue generated is estimated to be \$67,144,010 and will be reinvested in Alberta policing initiatives. For fiscal year 2025-26 and beyond, further increases to the cost recovery percentage or revenue base estimate are not planned at this time. Any changes to the PFM will not be made until consultation with municipalities has occurred, and adequate notice has been provided.

Please remit payment within 45-days of the invoice made payable to the Government of Alberta and forward to the address provided on the invoice.

Any questions related to the financial details of this invoice may be directed to the attention of Ann Chen at ann.chen@gov.ab.ca. Other background and contextual inquiries regarding the policy of PFM may be directed to Lisa Gagnier at lisa.gagnier@gov.ab.ca.

Sincerely,



C.M. (Curtis) Zablocki, O.O.M.
Assistant Deputy Minister
Public Security Division

\$15,961 3025

Colleen Mayne

From: Beverly Wardell <Beverly.Wardell@gov.ab.ca>
Sent: March 25, 2025 1:01 PM
To: Colleen Mayne
Subject: ACP - IC Second Installment, Village of Big Valley, Regional Infrastructure Master Plan project 2223-IC-42

Hello Colleen.

Thank you for submitting reporting for the Village of Big Valley's Regional Infrastructure Master Plan, funded by a \$200,000 ACP grant.

ACP-IC funded projects are subject to a 25% holdback, which is released subject to final project costs upon the submission and certification of the final SFE. As your required documentation has been submitted and certified, a holdback payment of \$50,000 will be issued to your municipality shortly.

Sincerely,
Bev

Beverly Wardell, C.E.T.
Grant Advisor
Provincial Regional and Operating Programs
Municipal Affairs
Tel 780-415-8669
beverly.wardell@gov.ab.ca

Classification: Protected A



SEVENTY
YEARS OF
SERVICE
1955 - 2025



March 26, 2025

Mayor Chantelle Janke
Village of Big Valley
P.O. Box 236
Big Valley, AB T0J 0G0

EMAIL: info@villageofbigvalley.ca

Dear Mayor Janke,

RE: Invitation to Participate in Regional Doctor Recruitment Initiative

Access to quality healthcare is essential for the well-being of our residents and the long-term sustainability of our communities. Across the province, physician recruitment and retention have become pressing challenges and as you are aware, our region is no exception. To ensure we maintain a fully operational hospital with a robust medical team, the Town and County of Stettler launched a collaborative community-wide doctor recruitment initiative, and we invite your municipality to participate in this important effort.

The Town and County of Stettler have developed an incentive framework designed to attract and retain new doctors in our region. As part of this initiative, any physician who signs on for a five-year term in our community will receive a signing bonus between \$50,000 and \$70,000, depending on their skill level and the services they will provide.

Additionally, the Stettler Health Services Foundation has committed to offering new physicians \$100,000 interest-free loans to assist with relocation, setup, and integration into our community.

Furthermore, Stettler Needs Doctors, a community-led group, has introduced a \$2,000 referral incentive—any public member who successfully refers a doctor who signs a commitment letter with AHS to establish a practice in Stettler will receive this referral bonus.

An Opportunity for Regional Collaboration

Recognizing that access to medical services is essential for all residents and visitors in the region, and important to those choosing to live, work and play here, we encourage our municipal partners to consider contributing to this community initiative. One approach could be utilizing a per capita funding formula, similar to the Stettler Waste Management Authority funding model, to ensure an equitable and sustainable funding strategy across our region.

Contributions would establish the Village of Big Valley as a stakeholder in our collaborative funding model for physician recruitment efforts. Our model supports the recruitment and retention of

physicians by providing: \$50,000 for General Practitioners (GP), \$55,000 for GPs with Child Delivery, \$60,000 for General Practitioner Anesthetists (GPA), and \$70,000 for GPAs with Child Delivery. We would be seeking contributions for four new doctors who have now signed, and potentially up to four more.

An example of what financial contributions would look like based on the SWMA population formula is as follows:


Municipality	Population (per SWMA formula)	GP	GP & Child Delivery	GPA	GPA & Child Delivery
County	5666	\$ 22,935.56	\$ 25,229.11	\$ 27,522.66	\$ 32,109.78
Town	5695	\$ 23,052.95	\$ 25,358.24	\$ 27,663.54	\$ 32,274.13
Big Valley	331	\$ 1,339.86	\$ 1,473.85	\$ 1,607.84	\$ 1,875.81
Donalda	226	\$ 914.83	\$ 1,006.31	\$ 1,097.80	\$ 1,280.76
Rochon Sands	149	\$ 603.14	\$ 663.46	\$ 723.77	\$ 844.40
White Sands	285	\$ 1,153.66	\$ 1,269.03	\$ 1,384.39	\$ 1,615.12
	12352	\$ 50,000.00	\$ 55,000.00	\$ 60,000.00	\$ 70,000.00

A strong healthcare system is vital to the viability of our communities. Without sufficient medical professionals, residents are forced to seek healthcare elsewhere, impacting our economy, quality of life, and everyone’s long-term growth and sustainability. Ensuring we have an adequately staffed hospital with physicians who can provide emergency care, family medicine, obstetrics, and other critical services is essential to the health and security of our region.


This initiative has been driven by a collaborative, community-wide effort. Over the past several months, dedicated individuals—including councillors and administration from the Town and County of Stettler, members of the Stettler Needs Doctors Committee, Stettler Health Foundation, hospital representatives, and local physicians—have worked tirelessly to implement a proactive and sustainable physician recruitment strategy. Efforts have led to the re-establishment of the Health Professions Attraction & Retention Committee, reinforcing the importance of a united regional approach.

We would greatly appreciate the opportunity to discuss how your municipality might contribute to this initiative. We believe by working together, we can ensure Stettler and its surrounding communities remain a destination of choice for healthcare professionals, and a place where residents and visitors can confidently access the care they need, when they need it. Please contact CAO Yvette Cassidy or CAO Leann Graham if you would be open to a meeting to discuss this further. We look forward to your response and appreciate your consideration of this vital initiative.

Sincerely,



Larry Clarke
REEVE



Sean Nolls
MAYOR

CC: County of Stettler Council
Town of Stettler Council

Colleen Mayne

From: Judy Macknee <assistant@fcssaa.org>
Sent: April 1, 2025 11:00 AM
To: Judy Macknee
Subject: Upcoming Webinars for Municipal Election Candidates

Forwarded by

Judy Macknee

Executive Assistant

780-415-4790 | assistant@fcssaa.org

#625, 7 Sir Winston Churchill Square

Edmonton AB | T5J 2V5



Thinking about running for municipal office?

If you or someone you know is considering serving on your local council, this webinar is for you! Alberta Municipalities (ABmunis) and the Rural Municipalities of Alberta (RMA) are hosting free webinars to help prospective candidates understand what it's like to serve on a municipal council.

During this interactive webinar, you'll learn about:

- What decisions councils are responsible for
- How municipal government differs from federal and provincial governments
- The impact and rewards of serving your community
- Firsthand experiences from current municipal leaders

There will also be a Q&A session where you can ask questions and gain valuable insights into the experience of being a municipal elected official. Each webinar is catered to whether you live in a small village, town, county, or a city, but you are welcome to attend any webinar that fits your schedule. Invite your family or friends to learn with you! Visit the [ABmunis events page](#) for the full schedule.

For additional election-related resources, visit the [ABmunis Running for Municipal Office](#) page.

Provincial Priorities Act Municipal Sector Fact Sheet

Background

The *Provincial Priorities Act (PPA)* and *Provincial Priorities Regulation (PPR)* come into force on April 1, 2025. As the lead for the municipal sector, Municipal Affairs (MA) will oversee the intake of all agreements between municipalities or municipal entities and federal entities.

The PPR defines municipal entities as:

- Library boards
- Municipally Controlled Corporations
- Municipal Growth Management Boards
- Regional Services Commissions
- Entities created by a municipal bylaw, except a business improvement area within the meaning of the *Municipal Government Act* and the business improvement area's board
- Entities that are a party to an agreement in which the entity has agreed to operate and administer real property assets of the Alberta Social Housing Corporation

Federal entities include the Government of Canada departments, federal Crown corporations, and federal agencies.

Submission Requirements

Municipalities and municipal entities must submit information on all new agreements with federal entities, including any new agreement amendments, extensions, and renewals. These details must be provided along with a copy of the agreement to MA, regardless of the agreement's monetary value.

- Agreements valued under \$100,000 must be submitted to MA but do not need approval.
- Agreements valued between \$100,000 and \$5 million require ministerial approval. The Minister responsible for approving the agreement (lead ministry) will depend on the nature of the agreement between the federal entity and the municipality or municipal entity. For example, agreements related to public transit will fall under the responsibility of the Minister of Transportation and Economic Corridors, and agreements related to housing will fall under the responsibility of the Minister of Seniors, Community and Social Services.
- Agreements valued above \$5 million require Cabinet approval.

There are additional exceptions where provincial approval will not be required. These exceptions include, for example, minor administrative amendments, agreements for the purpose of responding to a disaster, and agreements between federal entities and municipally controlled corporations. While approval of agreements designated as exceptions is not required, these agreements must be submitted to MA as soon as possible after their execution for the exception to apply.

Existing agreements made between a municipality or a municipal entity that were signed prior to April 1, 2025, are not subject to the *PPA*, unless they are being amended, extended or renewed.

Intake Process

Agreements and intake forms should be submitted to MA to ma.provincialprioritiesact@gov.ab.ca when the signatories to the agreement are ready to sign the agreement or are in the final stages of negotiations.

- The intake form will collect high-level agreement information to assist in efficient processing of approval requests.
- Municipalities and municipal entities are encouraged to indicate on the intake form whether the execution of the agreement is time sensitive and the potential consequences of agreement delay.

The intake form will be available on the Federal Agreements and the Municipal Sector website and will also be provided by email to all municipalities prior to April 1, 2025.

While not part of the formal intake process, situations may arise where municipalities or municipal entities would like to understand whether the province is likely to have concerns with an agreement prior to applying to a federal program and/or negotiating a final agreement. In such cases, they may contact MA for additional information on how federal program requirements may conflict with the requirements of the *PPA*, or they may submit a draft copy of the agreement for a preliminary assessment. MA will coordinate these requests with the lead ministry, which will review the information and identify any potential concerns.

Review Process

Upon receipt of the agreement, MA will forward the agreement to the appropriate lead ministry for approval.

The lead ministry, or Cabinet when required, will review the agreement, and the municipality or municipal entity will be notified of the decision to approve or reject the agreement or approve the agreement subject to specific conditions.

If an agreement is approved subject to specific conditions, the municipality or municipal entity will be given the opportunity to work with the federal entity to incorporate these conditions.

The Government of Alberta is committed to efficiently screening all agreements to minimize delays and ensure timely funding for Alberta's municipalities and municipal entities.

Contact Information

Additional information regarding the *PPA* and PPR can be found on the Federal Agreements and the Municipal Sector website, and additional questions can be directed to Municipal Affairs.

Hours: 8:15 a.m. to 4:30 p.m. (open Monday to Friday, closed statutory holidays)

Phone: 780-422-7125

Toll free: 310-0000 before the phone number (in Alberta)

Email: ma.provincialprioritiesact@gov.ab.ca

Website: <https://www.alberta.ca/federal-agreements-and-the-municipal-sector>

Provincial Priorities Act

Municipal Sector

Fact Sheet

Background

The *Provincial Priorities Act* (PPA) and *Provincial Priorities Regulation* (PPR) come into force on April 1, 2025. As the lead for the municipal sector, Municipal Affairs (MA) will oversee the intake of all agreements between municipalities or municipal entities and federal entities.

The PPR defines municipal entities as:

- Library boards
- Municipally Controlled Corporations
- Municipal Growth Management Boards
- Regional Services Commissions
- Entities created by a municipal bylaw, except a business improvement area within the meaning of the *Municipal Government Act* and the business improvement area's board
- Entities that are a party to an agreement in which the entity has agreed to operate and administer real property assets of the Alberta Social Housing Corporation

Federal entities include the Government of Canada departments, federal Crown corporations, and federal agencies.

Submission Requirements

Municipalities and municipal entities must submit information on all new agreements with federal entities, including any new agreement amendments, extensions, and renewals. These details must be provided along with a copy of the agreement to MA, regardless of the agreement's monetary value.

- Agreements valued under \$100,000 must be submitted to MA but do not need approval.
- Agreements valued between \$100,000 and \$5 million require ministerial approval. The Minister responsible for approving the agreement (lead ministry) will depend on the nature of the agreement between the federal entity and the municipality or municipal entity. For example, agreements related to public transit will fall under the responsibility of the Minister of Transportation and Economic Corridors, and agreements related to housing will fall under the responsibility of the Minister of Seniors, Community and Social Services.
- Agreements valued above \$5 million require Cabinet approval.

There are additional exceptions where provincial approval will not be required. These exceptions include, for example, minor administrative amendments, agreements for the purpose of responding to a disaster, and agreements between federal entities and municipally controlled corporations. While approval of agreements designated as exceptions is not required, these agreements must be submitted to MA as soon as possible after their execution for the exception to apply.

Existing agreements made between a municipality or a municipal entity that were signed prior to April 1, 2025, are not subject to the PPA, unless they are being amended, extended or renewed.

Intake Process

Agreements and intake forms should be submitted to MA to ma.provincialprioritiesact@gov.ab.ca when the signatories to the agreement are ready to sign the agreement or are in the final stages of negotiations.

- The intake form will collect high-level agreement information to assist in efficient processing of approval requests.
- Municipalities and municipal entities are encouraged to indicate on the intake form whether the execution of the agreement is time sensitive and the potential consequences of agreement delay.

The intake form will be available on the Federal Agreements and the Municipal Sector website and will also be provided by email to all municipalities prior to April 1, 2025.

While not part of the formal intake process, situations may arise where municipalities or municipal entities would like to understand whether the province is likely to have concerns with an agreement prior to applying to a federal program and/or negotiating a final agreement. In such cases, they may contact MA for additional information on how federal program requirements may conflict with the requirements of the *PPA*, or they may submit a draft copy of the agreement for a preliminary assessment. MA will coordinate these requests with the lead ministry, which will review the information and identify any potential concerns.

Review Process

Upon receipt of the agreement, MA will forward the agreement to the appropriate lead ministry for approval.

The lead ministry, or Cabinet when required, will review the agreement, and the municipality or municipal entity will be notified of the decision to approve or reject the agreement or approve the agreement subject to specific conditions.

If an agreement is approved subject to specific conditions, the municipality or municipal entity will be given the opportunity to work with the federal entity to incorporate these conditions.

The Government of Alberta is committed to efficiently screening all agreements to minimize delays and ensure timely funding for Alberta's municipalities and municipal entities.

Contact Information

Additional information regarding the *PPA* and *PPR* can be found on the Federal Agreements and the Municipal Sector website, and additional questions can be directed to Municipal Affairs.

Hours: 8:15 a.m. to 4:30 p.m. (open Monday to Friday, closed statutory holidays)

Phone: 780-422-7125

Toll free: 310-0000 before the phone number (in Alberta)

Email: ma.provincialprioritiesact@gov.ab.ca

Website: <https://www.alberta.ca/federal-agreements-and-the-municipal-sector>

Colleen Mayne

From: municipalservicesdivision@gov.ab.ca
Sent: April 8, 2025 4:40 PM
To: Colleen Mayne
Subject: Letter from the Minister - Municipal Affairs Statutes Amendment Act 2025
Attachments: Minister Signed Letter.pdf

Follow Up Flag: Flag for follow up
Flag Status: Flagged

Good afternoon,

On behalf of the Honourable Ric McIver, Minister of Municipal Affairs, please find attached his letter regarding Bill 50, the *Municipal Affairs Statutes Amendment Act, 2025*.

Thank you,

Office of the Minister
Municipal Affairs
Room 320 Legislature Building
10800 – 97 Avenue NW, Edmonton, AB T5K 2B6



ALBERTA
MUNICIPAL AFFAIRS

*Office of the Minister
MLA, Calgary-Hays*

April 8, 2025

I am pleased to share that today, our government tabled Bill 50, the *Municipal Affairs Statutes Amendment Act, 2025*. Bill 50 makes amendments to the *Municipal Government Act (MGA)*, *Local Authorities Election Act (LAEA)*, *New Home Buyer Protection Act (NHBPA)*, and the *Safety Codes Act (SCA)* to modernize municipal processes.

The proposed amendments will strengthen local governance and reduce conflict by repealing code of conduct provisions and granting Ministerial authority to establish procedures of council. The amendments also clarify the accountability of chief administrative officers and strengthen oversight authorities of appointed Official Administrators.

Also included are amendments regarding Intermunicipal Collaboration Frameworks (ICFs) which would clarify the required content of ICFs and strengthen the dispute resolution process to ensure ICFs are adopted and implemented effectively.

Changes are also proposed to the *LAEA* to clarify administrative requirements in advance of the October 2025 municipal and school board elections. In addition, we are allowing for the use of elector assistance terminals which enable voters who live with visual or physical impairments to vote independently and privately. We are also proposing amendments to residency requirements so that residents displaced by last year's wildfire in Jasper can vote and run for office, provided they intend to return to the community.

Finally, proposed changes to the *NHBPA* and the *SCA* address stakeholder concerns with the current new home buyer protection program, the quality of new homes, affordability, and red tape.

I invite you to read Bill 50. A copy of the Bill can be found here: <https://www.assembly.ab.ca/assembly-business/bills/bills-by-legislature>. Additional information about the proposed amendments is also available here: www.alberta.ca/modernizing-municipal-processes.

.../2



ALBERTA
MUNICIPAL AFFAIRS

*Office of the Minister
MLA, Calgary-Hays*

I will be hosting a town hall for stakeholders to share additional information and answer questions about the proposed amendments. The town hall will take place virtually on April 16, 2025, at 6:00 PM. Please send the names and email addresses of your representative(s) who will attend to ma.engagement@gov.ab.ca. Individuals identified by your organization will receive a link ahead of the town hall.

Sincerely,

A handwritten signature in black ink that reads "Ric McIver".

Ric McIver
Minister



Community Tour 2025

The Community Foundation of Central Alberta is excited to celebrate our 35th anniversary, and our recent name change, by embarking on a Community Tour! Our goal is simple yet profound: to connect with residents who truly love their communities. We understand that each community has its unique strengths, challenges, and aspirations, and we are eager to listen and learn from you.

One way we hope to learn about these communities is by awarding grants! Grant applications are open now and will be accepted for projects and organizations based in towns we are visiting. These are:

Big Valley

Elnora

Lacombe

Penhold

Stettler

Blackfalds

Innisfail

Olds

**Rocky
Mountain
House**

**Sylvan
Lake**

During our visits, we will deliver grants, but we also hope to engage in conversations that illuminate the needs and desires of each community. Your insights will guide us in understanding how the Community Foundation can best support you. Whether it's funding for local projects, resources for community

development, or fostering collaborations among local groups, our goal is to empower your vision for a thriving future.

In each community, we will host an informal event that will include:

- Presentation of small grants to local organizations
- Chance to share your insights to guide us in understanding how the Community Foundation can best support your community
- Opportunity to learn how the Community Foundation can help your community, through funding for charitable organizations, fostering collaborations among local groups, or creating a fund that will provide for generations to come
- Snacks!

We believe that together we can create lasting change by harnessing the collective voices of those who know their communities best.

Grant details:

Eligibility:

Applicants must be a qualified donee as determined by Canada Revenue Agency and the Income Tax Act of Canada. To check if your organization is a registered charitable qualified donee search [here](#) on the CRA website.

If your organization does not have charitable status or is not a qualified donee, we can consider an application in partnership with another organization that is a registered charity or qualified donee with a mandate relevant to your proposal.

If you're not sure if your project or organization is eligible for a grant, please reach out to Jael Macauley at jaelmacauley@cfcab.ca or call 403.341.6911.

Applicants for the Community Tour Grants 2025 must be operating in and/or serving these communities: Big Valley, Blackfalds, Elnora, Innisfail, Lacombe, Olds, Penhold, Rocky Mountain House, Stettler, and Sylvan Lake.

Financial Parameters:

The Community Tour Grants are designed to be small neighbourhood grants that can fund all or a portion of a program or project. Funding amounts will range between \$500 – \$1,500.

Administration:

The Community Tour Grants will be administered by the Community Foundation of Central Alberta. Applications are open now! Successful grants will be delivered by CFCAB at during the Spring 2025 Community Tour.

The 2025 deadline is April 2, 4:00pm.

Colleen Mayne

From: Jeremy Friesen <jfriesen2@atb.com>
Sent: March 25, 2025 8:59 AM
To: Chantelle Janke; Colleen Mayne
Subject: ATB Big Valley agency to close on April 25, 2025

Hello Mayor Janke and CAO Mayne,

In September 2024, our long-serving Big Valley agent informed ATB of her retirement in order to focus on her family business. Since the fall, we have conducted extensive recruitment efforts, including multiple postings for a new agent. Unfortunately, to date, a suitable successor has not stepped forward.

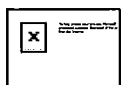
With the current contract expiring at the end of April, we have made the unavoidable decision to close the Big Valley agency on Friday, April 25 at noon. We will reach out to our clients to let them know about the closure and to support them through the transition.

Rest assured, our teams of experts at nearby branches in Stettler (23 minutes), Drumheller (45 minutes) and Three Hills (46 minutes) are ready to welcome our Big Valley clients with in-person and ABM banking. Clients can also reach out to our 24-hour Client Care Centre at 1-800-332-8383.

If you have any questions, **please do not hesitate to reach out to me directly.**

Jeremy Friesen
Vice President, Central North Market places
Everyday Financial Services

Mobile 403-620-3886 | [LinkedIn](#)
9907 106A Street
Grande Prairie, AB T8V 8E9
[atb.com](#)



If you have received this email in error, please let me know by return email so I can make sure it doesn't happen again. Because emails can contain confidential and privileged material, I'd ask for your help by deleting it and any attachments. Thanks!


We like to keep people up to date with information about new products and services at ATB or changes that could affect you. You can check out more about ATB and CASL at <http://www.atb.com/important-information/privacy-security/Pages/ATB-and-CASL.aspx>

If you would like to unsubscribe from our updates, please use this URL - <http://www.atb.com/important-information/privacy-security/Pages/unsubscribe.aspx>

Colleen Mayne

From: ATB Financial <jcomchi@atb.com>
Sent: March 25, 2025 9:30 AM
To: Colleen Mayne
Subject: ATB Big Valley will close April 25 at noon.

[View in browser](#)



Hello,

I'm reaching out to let you know that our **ATB Big Valley location is closing Friday, April 25 at noon**. This closure is despite extensive efforts to secure a new agent. The current Agent, Angie Soboleski, is retiring from ATB in order to focus on her family business. We thank Angie for her service to the Big Valley community.

We apologize for any inconvenience this may cause. After we close, please visit our teams at nearby locations for in-person and ABM banking:

Choose a nearby location or ABM convenient to you

ATB Stettler

6604 50 Ave (23 mins | 35 kms)

ABM available (24/7)

ATB Drumheller

300, 650 South Railway Avenue E (45 mins | 68 kms)

ABM available (24/7)

ATB Three Hills

211 Main St (46 mins | 72 kms)

ABM available (24/7)

Banking digitally is secure and convenient

You can bank anytime, anywhere, through our mobile app or online banking. Cheque deposits and bill payments are at your fingertips, and all your digital transactions are **simple, safe and guaranteed**. Don't hesitate to bring your smart device into a branch for support getting started.

We're here for you

ATB exists to make it possible for Albertans. If you have any questions about your banking or would like expert advice on your financial goals, we're here for you. Please reach out to me at jcomchi@atb.com or 403-740-4004. You can also call ATB Client Care for 24/7 support at 1-800-332-8383.

Sincerely,

Jaime Comchi

Branch Manager, ATB Stettler

